

President and Vice President															
1	Registration	Ballots Cast	Turnout (%)	President and Vice President MICHAEL A PEROUTKA AIP	LEONARD PELTIER P-F	JOHN F KERRY DEM	DAVID COBB GRN	GEORGE W BUSH REP	MICHAEL BADNARIK LIB						
1 ENCINAL VPCT 1	925	365	39.5	0	0	82	0	275	3						
1 - Absentees	925	344	37.2	1	0	79	0	254	2						
2 LO COMM VPCT 2	1039	445	42.8	1	1	209	1	229	1						
2 - Absentees	1039	279	26.9	0	1	102	0	156	0						
3 LO COMM VPCT 3	723	276	38.2	1	2	125	0	142	1						
3 - Absentees	723	167	23.1	0	0	76	0	83	0						
4 LO COMM VPCT 4	590	469	79.5	4	0	249	4	206	2						
4 - Absentees	590	125	21.2	3	0	54	0	55	0						
5 RED CROSS VPCT 5	775	295	38.1	2	0	101	0	189	1						
5 - Absentees	775	239	30.8	1	0	76	3	153	1						
6 RED CROSS VPCT 6	753	316	42.0	1	0	94	0	217	0						
6 - Absentees	753	264	35.1	1	0	80	0	175	0						
7 RED CROSS VPCT 7	547	170	31.1	2	0	70	0	96	0						
7 - Absentees	547	165	30.2	2	2	56	0	94	0						
8 RED CROSS VPCT 8	649	234	36.1	0	1	83	0	148	1						
8 - Absentees	649	136	21.0	0	1	49	1	78	2						
9 RED CROSS VPCT 9	161	99	61.5	0	0	35	0	64	0						
9 - Absentees	161	44	27.3	0	1	19	0	22	0						
10 D WAYNE VPCT 10	432	169	39.1	0	0	56	0	113	0						
10 - Absentees	432	161	37.3	0	2	51	0	103	0						
11 YC FAIR VPCT 11	889	266	29.9	0	3	133	2	125	1						
11 - Absentees	889	214	24.1	1	1	110	0	95	2						
12 YC FAIR VPCT 12	756	242	32.0	0	0	96	0	142	1						
12 - Absentees	756	221	29.2	1	0	65	0	145	2						
13 YC FAIR VPCT 13	1	1	100.0	0	0	0	0	1	0						
13 - Absentees	1	0	0.0	0	0	0	0	0	0						
14 YC FIRE #3 VPCT 14	889	359	40.4	3	2	118	2	227	2						
14 - Absentees	889	287	32.3	1	2	91	1	183	1						
15 N VALCAL VPCT 15	265	93	35.1	0	0	32	0	59	0						
15 - Absentees	265	96	36.2	0	0	23	0	71	0						
16 N VAL CAL VPCT 16	402	190	47.3	0	0	101	0	86	0						
16 - Absentees	402	107	26.6	1	0	47	0	54	0						
17 S ESTATES VPCT 17	603	183	30.3	0	0	62	1	120	0						
17 - Absentees	603	159	26.4	1	1	51	1	99	0						
18 B SCOUTS VPCT 18	830	298	35.9	1	0	95	0	200	0						
18 - Absentees	830	249	30.0	1	1	78	1	156	1						
19 LIBRARY VPCT 19	746	250	33.5	1	1	96	1	149	0						
19 - Absentees	746	214	28.7	1	0	77	2	122	1						
20 PARK SCH VPCT 20	600	233	38.8	1	4	77	0	151	0						
20 - Absentees	600	163	27.2	0	0	62	2	90	0						
21 MUNSON VPCT 21	55	20	36.4	0	0	4	0	16	0						
21 - Absentees	55	13	23.6	0	0	5	0	6	0						
22 MUNSON VPCT 22	487	224	46.0	0	0	61	0	163	0						
22 - Absentees	487	133	27.3	1	0	47	0	82	1						
23 E FREE VPCT 23	756	247	32.7	1	0	67	0	178	0						
23 - Absentees	756	263	34.8	1	0	88	0	157	2						
24 VET CTR VPCT 24	949	356	37.5	0	0	111	0	243	1						
24 - Absentees	949	338	35.6	2	2	69	1	247	0						
25 VET CTR VPCT 25	566	203	35.9	2	0	57	0	142	1						
25 - Absentees	566	225	39.8	0	0	70	1	147	1						
26 VET CTR VPCT 26	836	328	39.2	2	0	81	1	243	1						
26 - Absentees	836	325	38.9	1	0	72	0	236	0						
27 VET CTR VPCT 27	506	188	37.2	1	0	62	0	122	0						
27 - Absentees	506	220	43.5	0	0	48	0	162	0						
28 VET CTR VPCT 28	989	432	43.7	0	1	153	0	274	0						
28 - Absentees	989	394	39.8	0	1	122	1	253	1						
29 D PRADO VPCT 29	741	266	35.9	0	0	92	1	170	0						
29 - Absentees	741	291	39.3	0	1	77	0	203	0						
30 D PRADO VPCT 30	113	59	52.2	0	0	29	0	30	0						
30 - Absentees	113	48	42.5	0	2	21	0	25	0						
31 METH CHUR VPCT 31	483	179	37.1	0	0	47	1	131	0						
31 - Absentees	483	170	35.2	0	3	46	0	113	0						
32 METH CHUR VPCT 32	792	346	43.7	0	0	98	2	240	4						
32 - Absentees	792	286	36.1	0	0	78	0	193	1						
33 METH CHUR VPCT 33	239	97	40.6	0	0	25	0	69	0						
33 - Absentees	239	113	47.3	0	0	26	0	83	0						
34 YC FIRE #7 VPCT 34	520	218	41.9	0	0	63	0	154	0						
34 - Absentees	520	192	36.9	0	0	53	0	133	1						
35 VIC EST VPCT 35	797	331	41.5	0	0	165	0	165	0						

President and Vice President															
1	Registration	Ballots Cast	Turnout (%)	President and Vice President MICHAEL A PEROUTKA AIP	LEONARD PELTIER P-F	JOHN F KERRY DEM	DAVID COBB GRN	GEORGE W BUSH REP	MICHAEL BADNARIK LIB						
35 - Absentees	797	0	0.0	0	0	0	0	0	0						
36 ST ISIDORE VPCT 36	690	215	31.2	1	0	57	0	154	1						
36 - Absentees	690	265	38.4	2	1	74	0	178	0						
37 YC FIRE #4 VPCT 37	692	252	36.4	0	0	86	1	164	1						
37 - Absentees	692	256	37.0	1	0	82	0	166	1						
38 YC FIRE #4 VPCT 38	183	83	45.4	0	0	34	0	46	1						
38 - Absentees	183	52	28.4	0	0	24	2	25	0						
39 MOOSE VPCT 39	533	191	35.8	0	1	74	0	116	0						
39 - Absentees	533	189	35.5	1	2	58	0	125	1						
40 MOOSE VPCT 40	891	330	37.0	0	0	139	0	189	0						
40 - Absentees	891	312	35.0	0	1	113	2	186	0						
41 MOOSE VPCT 41	851	369	43.4	0	1	146	2	217	1						
41 - Absentees	851	286	33.6	1	0	99	0	180	0						
42 MOOSE VPCT 42	851	358	42.1	0	0	186	0	166	2						
42 - Absentees	851	259	30.4	0	1	116	0	129	1						
43 MOOSE VPCT 43	563	211	37.5	0	0	97	0	110	3						
43 - Absentees	563	226	40.1	1	0	83	0	135	1						
44 YC FIRE #3VPCT 44	411	152	37.0	0	0	46	0	105	0						
44 - Absentees	411	152	37.0	0	0	49	0	94	0						
45 YC FIRE #3 VPCT 45	180	55	30.6	0	0	13	0	42	0						
45 - Absentees	180	76	42.2	0	0	17	1	55	0						
46 N VAL CAL VPCT 46	958	443	46.2	0	0	145	0	293	0						
46 - Absentees	958	336	35.1	2	0	90	1	236	1						
47 N VAL CAL VPCT 47	647	286	44.2	1	1	87	0	196	1						
47 - Absentees	647	192	29.7	0	2	56	1	125	0						
48 N VAL CAL VPCT 48	178	89	50.0	0	0	26	0	62	1						
48 - Absentees	178	36	20.2	0	0	8	0	28	0						
49 ORCHID VPCT 49	944	375	39.7	0	0	126	0	246	0						
49 - Absentees	944	320	33.9	1	0	87	1	224	0						
50 OSW FD VPCT 50	620	271	43.7	0	0	88	0	181	0						
50 - Absentees	620	212	34.2	0	1	55	0	143	4						
51 REFORM VPCT 51	420	154	36.7	0	0	38	0	115	0						
51 - Absentees	420	142	33.8	1	0	40	1	94	0						
52 R VALLEY CHUR VPCT 52	555	200	36.0	0	0	52	0	147	0						
52 - Absentees	555	207	37.3	0	0	52	0	136	1						
53 CALVARY VPCT 53	397	105	26.4	1	0	26	0	76	0						
53 - Absentees	397	216	54.4	1	0	37	0	173	0						
54 MER SCH VPCT 54	410	184	44.9	0	1	31	0	150	2						
54 - Absentees	410	136	33.2	1	0	23	2	104	1						
55 SUTT HS VPCT 55	783	310	39.6	1	1	62	0	242	1						
55 - Absentees	783	266	34.0	0	0	56	0	202	0						
56 S YOUTH VPCT 56	619	276	44.6	0	0	55	2	219	0						
56 - Absentees	619	180	29.1	0	0	37	0	139	0						
57 S YOUTH VPCT 57	586	231	39.4	1	0	59	0	171	0						
57 - Absentees	586	192	32.8	1	0	40	0	140	1						
58 NAZARENE VPCT 58	633	270	42.7	1	0	73	0	192	2						
58 - Absentees	633	240	37.9	0	1	61	1	164	0						
59 NAZARENE VPCT 59	329	129	39.2	0	0	30	0	96	1						
59 - Absentees	329	121	36.8	0	0	23	0	90	1						
60 7 ADVENT VPCT 60	581	228	39.2	0	0	63	1	162	2						
60 - Absentees	581	236	40.6	1	0	51	2	171	2						
61 7 ADVENT VPCT 61	324	121	37.3	2	0	30	0	89	0						
61 - Absentees	324	105	32.4	0	0	20	0	78	4						
62 LINCREST VPCT 62	899	363	40.4	1	0	96	0	265	0						
62 - Absentees	899	338	37.6	3	0	103	2	217	1						
63 JOHNSON VPCT 63	654	234	35.8	1	0	74	1	157	1						
63 - Absentees	654	248	37.9	1	0	54	0	188	0						
64 ENICO FD VPCT 64	408	222	54.4	2	1	56	1	158	1						
64 - Absentees	408	105	25.7	0	0	31	1	70	0						
65 RIO OSO VPCT 65	536	274	51.1	0	0	54	2	215	0						
65 - Absentees	536	144	26.9	0	0	28	0	110	1						
66 P GRO FD VPCT 66	125	39	31.2	0	0	8	1	30	0						
66 - Absentees	125	65	52.0	0	1	17	0	45	0						
67 P GRO FD VPCT 67	532	239	44.9	0	0	51	0	184	3						
67 - Absentees	532	144	27.1	0	0	37	0	105	0						
68 MAIL BALLOT 68	119	0	0.0	0	0	0	0	0	0						
68 - Absentees	119	95	79.8	1	0	13	0	80	0						
69 MAIL BALLOT 69	106	0	0.0	0	0	0	0	0	0						
69 - Absentees	106	89	84.0	0	0	19	0	65	0						


President and Vice President															
1	Registration	Ballots Cast	Turnout (%)	President and Vice President MICHAEL A PEROUTKA AIP	LEONARD PELTIER P-F	JOHN F KERRY DEM	DAVID COBB GRN	GEORGE W BUSH REP	MICHAEL BADNARIK LIB						
70 MAIL BALLOT 70	228	0	0.0	0	0	0	0	0	0						
70 - Absentees	228	156	68.4	2	1	45	1	103	0						
71 MAIL BALLOT 71	9	0	0.0	0	0	0	0	0	0						
71 - Absentees	9	13	144.4	0	0	8	0	5	0						
72 MAIL BALLOT 72	111	0	0.0	0	0	0	0	0	0						
72 - Absentees	111	90	81.1	0	0	32	0	58	0						
73 MAIL BALLOT 73	76	0	0.0	0	0	0	0	0	0						
73 - Absentees	76	52	68.4	0	0	9	0	43	0						
74 MAIL BALLOT 74	8	0	0.0	0	0	0	0	0	0						
74 - Absentees	8	6	75.0	0	0	0	0	6	0						
75 MAIL BALLOT 75	12	0	0.0	0	0	0	0	0	0						
75 - Absentees	12	7	58.3	0	0	2	0	5	0						
76 MAIL BALLOT 76	96	0	0.0	0	0	0	0	0	0						
76 - Absentees	96	67	69.8	0	0	22	1	43	0						
77 MAIL BALLOT 77	12	0	0.0	0	0	0	0	0	0						
77 - Absentees	12	12	100.0	0	1	0	0	9	0						
78 MAIL BALLOT 78	9	0	0.0	0	0	0	0	0	0						
78 - Absentees	9	7	77.8	0	0	0	0	7	0						
79 MAIL BALLOT 79	1	0	0.0	0	0	0	0	0	0						
79 - Absentees	1	0	0.0	0	0	0	0	0	0						
80 MAIL BALLOT 80	84	0	0.0	0	0	0	0	0	0						
80 - Absentees	84	53	63.1	1	0	12	0	38	0						
81 MAIL BALLOT 81	200	0	0.0	0	0	0	0	0	0						
81 - Absentees	200	67	33.5	0	0	22	0	44	0						
82 MAIL BALLOT 82	62	0	0.0	0	0	0	0	0	0						
82 - Absentees	62	37	59.7	0	1	15	1	19	0						
83 MAIL BALLOT 83	151	0	0.0	0	0	0	0	0	0						
83 - Absentees	151	97	64.2	2	0	31	1	60	0						
84 MAIL BALLOT 84	0	0	n/a	0	0	0	0	0	0						
84 - Absentees	0	0	n/a	0	0	0	0	0	0						
85 MAIL BALLOT 85	92	0	0.0	0	0	0	0	0	0						
85 - Absentees	92	59	64.1	0	0	10	0	48	0						
86 MAIL BALLOT 86	207	0	0.0	0	0	0	0	0	0						
86 - Absentees	207	163	78.7	1	0	38	0	123	0						
87 MAIL BALLOT 87	10	0	0.0	0	0	0	0	0	0						
87 - Absentees	10	9	90.0	0	0	2	0	7	0						
88 MAIL BALLOT 88	25	0	0.0	0	0	0	0	0	0						
88 - Absentees	25	28	112.0	0	0	1	0	27	0						
89 MAIL BALLOT 89	50	0	0.0	0	0	0	0	0	0						
89 - Absentees	50	36	72.0	0	0	4	0	32	0						
90 MAIL BALLOT 90	78	0	0.0	0	0	0	0	0	0						
90 - Absentees	78	53	67.9	1	0	16	0	33	1						
91 MAIL BALLOT 91	32	0	0.0	0	0	0	0	0	0						
91 - Absentees	32	24	75.0	0	0	3	0	21	0						
92 MAIL BALLOT 92	3	0	0.0	0	0	0	0	0	0						
92 - Absentees	3	3	100.0	0	0	0	0	3	0						
93 MAIL BALLOT 93	3	0	0.0	0	0	0	0	0	0						
93 - Absentees	3	12	400.0	0	0	3	0	9	0						
94 MAIL BALLOT 94	153	0	0.0	0	0	0	0	0	0						
94 - Absentees	153	104	68.0	0	0	21	0	82	0						
95 MAIL BALLOT 95	217	0	0.0	0	0	0	0	0	0						
95 - Absentees	217	169	77.9	0	0	26	1	136	0						
96 MAIL BALLOT 96	73	0	0.0	0	0	0	0	0	0						
96 - Absentees	73	59	80.8	0	0	19	0	40	0						
97 MAIL BALLOT 97	154	0	0.0	0	0	0	0	0	0						
97 - Absentees	154	128	83.1	0	0	48	1	78	0						
98 MAIL BALLOT 98	207	0	0.0	0	0	0	0	0	0						
98 - Absentees	207	145	70.0	0	0	32	0	108	1						
99 MAIL BALLOT 99	25	0	0.0	0	0	0	0	0	0						
99 - Absentees	25	15	60.0	0	0	3	0	11	0						
100 MAIL BALLOT 100	104	0	0.0	0	0	0	0	0	0						
100 - Absentees	104	65	62.5	0	0	18	0	46	0						
101 MAIL BALLOT 101	288	0	0.0	0	0	0	0	0	0						
101 - Absentees	288	259	89.9	2	1	102	0	148	0						
Precinct Totals	42392	15706	37.0	35	21	5237	27	10234	44						
Absentee Totals	42392	15078	35.6	48	35	4365	37	10020	42						
Grand Totals	42392	30784	72.6	83	56	9602	64	20254	86						

A vertical bar chart consisting of 18 segments. The segments alternate between white and light gray, starting with a white segment at the top. The segments are arranged in a single column, with the top segment being white, followed by a light gray segment, and so on, ending with a light gray segment at the bottom.


A vertical bar chart consisting of 18 segments. The segments alternate between white and light gray, starting with a white segment at the top. The segments are of varying heights, with the top segment being the tallest and the bottom segment being the shortest. The chart is positioned on the left side of the page.

A vertical bar chart consisting of 18 segments. The segments alternate between white and light gray, starting with a white segment at the top and ending with a light gray segment at the bottom. The segments are of varying heights, with the top segment being the tallest and the bottom segment being the shortest. The chart is positioned on the left side of the page.

***Grand Totals 1	President and Vice President														
	Registration	Ballots Cast	Turnout (%)		President and Vice President MICHAEL A PEROUTKA AIP	LEONARD PELTIER P-F	JOHN F KERRY DEM	DAVID COBB GRN	GEORGE W BUSH REP	MICHAEL BADNARIK LIB					
Sutter County	42392	30784	72.6		83	56	9602	64	20254	86					
2nd Congressional Distri	42392	30784	72.6		83	56	9602	64	20254	86					
4th Senatorial District	42392	30784	72.6		83	56	9602	64	20254	86					
2nd Assembly District	42392	30784	72.6		83	56	9602	64	20254	86					
First Supervisorial Dist	7460	5426	72.7		22	12	1898	11	3342	14					
Second Supervisorial Dis	5795	3637	62.8		11	12	1289	11	2223	11					
Third Supervisorial Dist	10210	7840	76.8		16	12	2059	13	5543	18					
Fourth Supervisorial Dis	9413	6732	71.5		15	9	2296	13	4253	25					
Fifth Supervisorial Dist	9514	7149	75.1		19	11	2060	16	4893	18					
City Of Yuba City	26839	19067	71.0		47	46	6393	39	12108	46					
City Of Live Oak	2352	1761	74.9		9	4	815	5	871	4					
Unincorporated Area	13201	9956	75.4		27	6	2394	20	7275	36					



***Absentee Totals 1	President and Vice President														
	Registration	Ballots Cast	Turnout (%)		President and Vice President MICHAEL A PEROUTKA AIP	LEONARD PELTIER P-F	JOHN F KERRY DEM	DAVID COBB GRN	GEORGE W BUSH REP	MICHAEL BADNARIK LIB					
Sutter County	42392	15078	35.6		48	35	4365	37	10020	42					
2nd Congressional Distri	42392	15078	35.6		48	35	4365	37	10020	42					
4th Senatorial District	42392	15078	35.6		48	35	4365	37	10020	42					
2nd Assembly District	42392	15078	35.6		48	35	4365	37	10020	42					
First Supervisorial Dist	7460	2588	34.7		11	8	794	6	1663	5					
Second Supervisorial Dis	5795	1673	28.9		7	4	598	7	978	9					
Third Supervisorial Dist	10210	3967	38.9		9	9	982	6	2796	8					
Fourth Supervisorial Dis	9413	3539	37.6		10	7	1090	9	2311	11					
Fifth Supervisorial Dist	9514	3311	34.8		11	7	901	9	2272	9					
City Of Yuba City	26839	9141	34.1		28	31	2893	25	5821	22					
City Of Live Oak	2352	571	24.3		3	1	232	0	294	0					
Unincorporated Area	13201	5366	40.6		17	3	1240	12	3905	20					



	US SENATOR													
2	Registration	Ballots Cast	Turnout (%)	US Senator BILL JONES REP	DON J. GRUNDMANN AIP	JAMES P. "JIM" GRAY LIB	MARSHA FEINLAND P-F	BARBARA BOXER DEM						
1 ENCINAL VPCT 1	925	365	39.5	250	4	7	3	94						
1 - Absentees	925	344	37.2	239	0	1	4	89						
2 LO COMM VPCT 2	1039	445	42.8	176	3	4	11	241						
2 - Absentees	1039	279	26.9	122	2	0	2	125						
3 LO COMM VPCT 3	723	276	38.2	123	0	4	6	135						
3 - Absentees	723	167	23.1	67	0	3	0	87						
4 LO COMM VPCT 4	590	469	79.5	170	12	8	12	257						
4 - Absentees	590	125	21.2	51	1	1	1	57						
5 RED CROSS VPCT 5	775	295	38.1	161	1	3	8	117						
5 - Absentees	775	239	30.8	132	3	3	1	91						
6 RED CROSS VPCT 6	753	316	42.0	197	1	4	1	112						
6 - Absentees	753	264	35.1	160	2	7	3	82						
7 RED CROSS VPCT 7	547	170	31.1	88	1	3	3	69						
7 - Absentees	547	165	30.2	83	0	2	2	67						
8 RED CROSS VPCT 8	649	234	36.1	111	5	3	6	102						
8 - Absentees	649	136	21.0	65	2	4	1	56						
9 RED CROSS VPCT 9	161	99	61.5	53	1	0	1	43						
9 - Absentees	161	44	27.3	22	1	0	1	17						
10 D WAYNE VPCT 10	432	169	39.1	87	1	1	0	78						
10 - Absentees	432	161	37.3	90	1	0	0	65						
11 YC FAIR VPCT 11	889	266	29.9	92	3	7	9	149						
11 - Absentees	889	214	24.1	73	1	2	8	119						
12 YC FAIR VPCT 12	756	242	32.0	116	5	3	8	107						
12 - Absentees	756	221	29.2	124	2	1	6	72						
13 YC FAIR VPCT 13	1	1	100.0	1	0	0	0	0						
13 - Absentees	1	0	0.0	0	0	0	0	0						
14 YC FIRE #3 VPCT 14	889	359	40.4	193	2	8	4	139						
14 - Absentees	889	287	32.3	162	1	0	3	102						
15 N VALCAL VPCT 15	265	93	35.1	50	0	1	4	37						
15 - Absentees	265	96	36.2	64	0	3	1	26						
16 N VAL CAL VPCT 16	402	190	47.3	74	3	2	4	96						
16 - Absentees	402	107	26.6	46	0	0	4	51						
17 S ESTATES VPCT 17	603	183	30.3	94	4	3	4	73						
17 - Absentees	603	159	26.4	81	1	5	6	58						
18 B SCOUTS VPCT 18	830	298	35.9	160	3	6	3	116						
18 - Absentees	830	249	30.0	126	1	6	5	95						
19 LIBRARY VPCT 19	746	250	33.5	125	4	6	7	104						
19 - Absentees	746	214	28.7	108	2	2	4	89						
20 PARK SCH VPCT 20	600	233	38.8	119	2	2	9	92						
20 - Absentees	600	163	27.2	83	0	2	1	67						
21 MUNSON VPCT 21	55	20	36.4	14	0	0	0	6						
21 - Absentees	55	13	23.6	5	0	0	0	6						
22 MUNSON VPCT 22	487	224	46.0	129	4	5	3	76						
22 - Absentees	487	133	27.3	74	0	1	1	53						
23 E FREE VPCT 23	756	247	32.7	153	0	3	5	73						
23 - Absentees	756	263	34.8	135	2	0	1	107						
24 VET CTR VPCT 24	949	356	37.5	218	2	7	2	120						
24 - Absentees	949	338	35.6	223	0	1	5	90						
25 VET CTR VPCT 25	566	203	35.9	131	0	5	3	62						
25 - Absentees	566	225	39.8	137	0	4	3	73						
26 VET CTR VPCT 26	836	328	39.2	215	3	2	4	98						
26 - Absentees	836	325	38.9	206	3	0	5	90						
27 VET CTR VPCT 27	506	188	37.2	110	0	3	3	67						
27 - Absentees	506	220	43.5	154	0	1	0	58						
28 VET CTR VPCT 28	989	432	43.7	262	2	1	5	151						
28 - Absentees	989	394	39.8	228	1	3	6	137						
29 D PRADO VPCT 29	741	266	35.9	160	0	3	1	100						
29 - Absentees	741	291	39.3	179	0	0	2	100						
30 D PRADO VPCT 30	113	59	52.2	26	0	1	0	28						
30 - Absentees	113	48	42.5	22	0	0	1	25						
31 METH CHUR VPCT 31	483	179	37.1	117	1	2	3	50						
31 - Absentees	483	170	35.2	105	0	0	3	51						
32 METH CHUR VPCT 32	792	346	43.7	220	0	4	5	111						
32 - Absentees	792	286	36.1	180	0	2	1	90						
33 METH CHUR VPCT 33	239	97	40.6	57	0	5	0	32						
33 - Absentees	239	113	47.3	80	1	0	2	25						
34 YC FIRE #7 VPCT 34	520	218	41.9	134	3	3	3	69						
34 - Absentees	520	192	36.9	123	1	2	4	56						
35 VIC EST VPCT 35	797	331	41.5	122	7	7	7	170						

2	US SENATOR													
	Registration	Ballots Cast	Turnout (%)	US Senator BILL JONES REP	DON J. GRUNDMANN AIP	JAMES P. "JIM" GRAY LIB	MARSHA FEINLAND P-F	BARBARA BOXER DEM						
35 - Absentees	797	0	0.0	0	0	0	0	0						
36 ST ISIDORE VPCT 36	690	215	31.2	139	2	1	2	2						
36 - Absentees	690	265	38.4	157	1	2	4	88						
37 YC FIRE #4 VPCT 37	692	252	36.4	137	3	3	3	94						
37 - Absentees	692	256	37.0	155	0	5	1	85						
38 YC FIRE #4 VPCT 38	183	83	45.4	37	2	1	1	38						
38 - Absentees	183	52	28.4	27	0	0	0	25						
39 MOOSE VPCT 39	533	191	35.8	95	2	3	5	79						
39 - Absentees	533	189	35.5	105	1	2	4	74						
40 MOOSE VPCT 40	891	330	37.0	164	4	2	4	146						
40 - Absentees	891	312	35.0	168	2	1	4	122						
41 MOOSE VPCT 41	851	369	43.4	180	2	5	8	159						
41 - Absentees	851	286	33.6	156	2	1	6	108						
42 MOOSE VPCT 42	851	358	42.1	132	4	6	7	198						
42 - Absentees	851	259	30.4	121	0	0	3	125						
43 MOOSE VPCT 43	563	211	37.5	99	4	8	5	86						
43 - Absentees	563	226	40.1	127	3	3	2	81						
44 YC FIRE #3VPCT 44	411	152	37.0	90	1	3	3	51						
44 - Absentees	411	152	37.0	84	0	1	3	56						
45 YC FIRE #3 VPCT 45	180	55	30.6	32	0	3	0	19						
45 - Absentees	180	76	42.2	48	1	0	1	20						
46 N VAL CAL VPCT 46	958	443	46.2	248	3	6	7	164						
46 - Absentees	958	336	35.1	208	1	2	5	108						
47 N VAL CAL VPCT 47	647	286	44.2	175	1	6	2	93						
47 - Absentees	647	192	29.7	108	1	0	5	58						
48 N VAL CAL VPCT 48	178	89	50.0	53	1	1	1	30						
48 - Absentees	178	36	20.2	23	0	1	0	12						
49 ORCHID VPCT 49	944	375	39.7	231	0	5	3	128						
49 - Absentees	944	320	33.9	197	0	2	0	113						
50 OSW FD VPCT 50	620	271	43.7	160	2	0	5	100						
50 - Absentees	620	212	34.2	133	2	1	4	66						
51 REFORM VPCT 51	420	154	36.7	94	2	2	10	46						
51 - Absentees	420	142	33.8	85	1	2	2	46						
52 R VALLEY CHUR VPCT 52	555	200	36.0	130	1	3	1	62						
52 - Absentees	555	207	37.3	126	1	1	1	60						
53 CALVARY VPCT 53	397	105	26.4	69	1	1	1	31						
53 - Absentees	397	216	54.4	153	0	2	1	55						
54 MER SCH VPCT 54	410	184	44.9	141	2	2	2	35						
54 - Absentees	410	136	33.2	103	1	1	0	24						
55 SUTT HS VPCT 55	783	310	39.6	205	3	4	11	78						
55 - Absentees	783	266	34.0	184	2	0	1	68						
56 S YOUTH VPCT 56	619	276	44.6	181	3	3	6	78						
56 - Absentees	619	180	29.1	124	0	1	3	44						
57 S YOUTH VPCT 57	586	231	39.4	153	2	1	1	69						
57 - Absentees	586	192	32.8	122	1	3	1	51						
58 NAZARENE VPCT 58	633	270	42.7	178	1	3	4	82						
58 - Absentees	633	240	37.9	147	0	0	0	80						
59 NAZARENE VPCT 59	329	129	39.2	89	1	3	0	32						
59 - Absentees	329	121	36.8	81	1	2	0	27						
60 7 ADVENT VPCT 60	581	228	39.2	137	2	2	3	78						
60 - Absentees	581	236	40.6	154	1	4	1	64						
61 7 ADVENT VPCT 61	324	121	37.3	78	0	2	1	37						
61 - Absentees	324	105	32.4	73	1	2	2	22						
62 LINCREST VPCT 62	899	363	40.4	234	1	4	3	108						
62 - Absentees	899	338	37.6	202	1	2	4	115						
63 JOHNSON VPCT 63	654	234	35.8	139	1	5	2	83						
63 - Absentees	654	248	37.9	172	1	1	0	66						
64 ENICO FD VPCT 64	408	222	54.4	123	2	7	3	80						
64 - Absentees	408	105	25.7	72	0	1	3	26						
65 RIO OSO VPCT 65	536	274	51.1	203	1	4	2	60						
65 - Absentees	536	144	26.9	106	0	0	1	30						
66 P GRO FD VPCT 66	125	39	31.2	26	0	0	1	8						
66 - Absentees	125	65	52.0	46	2	0	1	13						
67 P GRO FD VPCT 67	532	239	44.9	168	1	2	2	62						
67 - Absentees	532	144	27.1	95	1	2	3	39						
68 MAIL BALLOT 68	119	0	0.0	0	0	0	0	0						
68 - Absentees	119	95	79.8	73	1	1	0	17						
69 MAIL BALLOT 69	106	0	0.0	0	0	0	0	0						
69 - Absentees	106	89	84.0	55	0	2	1	24						

US SENATOR															
	Registration	Ballots Cast	Turnout (%)		US Senator BILL JONES REP	DON J. GRUNDMANN AIP	JAMES P. "JIM" GRAY LIB	MARSHA FEINLAND P-F	BARBARA BOXER DEM						
2															
70 MAIL BALLOT 70	228	0	0.0		0	0	0	0	0						
70 - Absentees	228	156	68.4		95	0	1	3	52						
71 MAIL BALLOT 71	9	0	0.0		0	0	0	0	0						
71 - Absentees	9	13	144.4		4	0	0	1	8						
72 MAIL BALLOT 72	111	0	0.0		0	0	0	0	0						
72 - Absentees	111	90	81.1		62	0	0	1	26						
73 MAIL BALLOT 73	76	0	0.0		0	0	0	0	0						
73 - Absentees	76	52	68.4		37	0	0	0	12						
74 MAIL BALLOT 74	8	0	0.0		0	0	0	0	0						
74 - Absentees	8	6	75.0		6	0	0	0	0						
75 MAIL BALLOT 75	12	0	0.0		0	0	0	0	0						
75 - Absentees	12	7	58.3		4	0	0	0	3						
76 MAIL BALLOT 76	96	0	0.0		0	0	0	0	0						
76 - Absentees	96	67	69.8		43	0	0	0	22						
77 MAIL BALLOT 77	12	0	0.0		0	0	0	0	0						
77 - Absentees	12	12	100.0		9	0	0	1	0						
78 MAIL BALLOT 78	9	0	0.0		0	0	0	0	0						
78 - Absentees	9	7	77.8		7	0	0	0	0						
79 MAIL BALLOT 79	1	0	0.0		0	0	0	0	0						
79 - Absentees	1	0	0.0		0	0	0	0	0						
80 MAIL BALLOT 80	84	0	0.0		0	0	0	0	0						
80 - Absentees	84	53	63.1		33	0	0	1	17						
81 MAIL BALLOT 81	200	0	0.0		0	0	0	0	0						
81 - Absentees	200	67	33.5		33	0	0	1	30						
82 MAIL BALLOT 82	62	0	0.0		0	0	0	0	0						
82 - Absentees	62	37	59.7		11	1	0	4	18						
83 MAIL BALLOT 83	151	0	0.0		0	0	0	0	0						
83 - Absentees	151	97	64.2		51	4	1	2	37						
84 MAIL BALLOT 84	0	0	n/a		0	0	0	0	0						
84 - Absentees	0	0	n/a		0	0	0	0	0						
85 MAIL BALLOT 85	92	0	0.0		0	0	0	0	0						
85 - Absentees	92	59	64.1		39	0	0	0	16						
86 MAIL BALLOT 86	207	0	0.0		0	0	0	0	0						
86 - Absentees	207	163	78.7		113	3	2	0	40						
87 MAIL BALLOT 87	10	0	0.0		0	0	0	0	0						
87 - Absentees	10	9	90.0		7	0	0	0	2						
88 MAIL BALLOT 88	25	0	0.0		0	0	0	0	0						
88 - Absentees	25	28	112.0		24	0	2	0	2						
89 MAIL BALLOT 89	50	0	0.0		0	0	0	0	0						
89 - Absentees	50	36	72.0		30	0	0	1	5						
90 MAIL BALLOT 90	78	0	0.0		0	0	0	0	0						
90 - Absentees	78	53	67.9		31	1	2	0	17						
91 MAIL BALLOT 91	32	0	0.0		0	0	0	0	0						
91 - Absentees	32	24	75.0		18	0	1	0	4						
92 MAIL BALLOT 92	3	0	0.0		0	0	0	0	0						
92 - Absentees	3	3	100.0		2	0	0	0	1						
93 MAIL BALLOT 93	3	0	0.0		0	0	0	0	0						
93 - Absentees	3	12	400.0		9	0	0	0	2						
94 MAIL BALLOT 94	153	0	0.0		0	0	0	0	0						
94 - Absentees	153	104	68.0		75	0	0	0	28						
95 MAIL BALLOT 95	217	0	0.0		0	0	0	0	0						
95 - Absentees	217	169	77.9		124	0	2	3	36						
96 MAIL BALLOT 96	73	0	0.0		0	0	0	0	0						
96 - Absentees	73	59	80.8		34	1	0	1	22						
97 MAIL BALLOT 97	154	0	0.0		0	0	0	0	0						
97 - Absentees	154	128	83.1		76	3	5	1	41						
98 MAIL BALLOT 98	207	0	0.0		0	0	0	0	0						
98 - Absentees	207	145	70.0		99	0	0	1	40						
99 MAIL BALLOT 99	25	0	0.0		0	0	0	0	0						
99 - Absentees	25	15	60.0		9	0	0	1	5						
100 MAIL BALLOT 100	104	0	0.0		0	0	0	0	0						
100 - Absentees	104	65	62.5		45	0	0	1	18						
101 MAIL BALLOT 101	288	0	0.0		0	0	0	0	0						
101 - Absentees	288	259	89.9		127	1	3	3	118						
Precinct Totals	42392	15706	37.0		8828	132	227	256	5854						
Absentee Totals	42392	15078	35.6		8996	71	123	180	5010						
Grand Totals	42392	30784	72.6		17824	203	350	436	10864						


A vertical bar chart consisting of 18 segments. The segments alternate between white and light gray, starting with a white segment at the top. The segments are of varying heights, with the top segment being the tallest and the bottom segment being the shortest. The bar is located on the left side of the page.

A vertical bar chart consisting of 15 segments. The segments alternate between white and light gray, starting with a white segment at the top. The segments are of varying heights, with the top segment being the tallest and the bottom segment being the shortest. The bar is outlined in black.


Segment	Color
1	White
2	Light Gray
3	White
4	Light Gray
5	White
6	Light Gray
7	White
8	Light Gray
9	White
10	Light Gray
11	White
12	Light Gray
13	White
14	Light Gray
15	White

A vertical bar chart consisting of 16 segments. The segments alternate in color, starting with a white segment at the top, followed by a light gray segment, and continuing this pattern down to the bottom. The segments are of varying heights, with the top segment being the tallest and the bottom segment being the shortest. The chart is positioned on the left side of the page.

***Grand Totals 2	US SENATOR														
	Registration	Ballots Cast	Turnout (%)		US Senator BILL JONES REP	DON J. GRUNDMANN AIP	JAMES P. "JIM" GRAY LIB	MARSHA FEINLAND P-F	BARBARA BOXER DEM						
Sutter County	42392	30784	72.6		17824	203	350	436	10864						
2nd Congressional Distri	42392	30784	72.6		17824	203	350	436	10864						
4th Senatorial District	42392	30784	72.6		17824	203	350	436	10864						
2nd Assembly District	42392	30784	72.6		17824	203	350	436	10864						
First Supervisorial Dist	7460	5426	72.7		2897	42	64	75	2159						
Second Supervisorial Dis	5795	3637	62.8		1830	35	54	84	1480						
Third Supervisorial Dist	10210	7840	76.8		5009	41	75	91	2356						
Fourth Supervisorial Dis	9413	6732	71.5		3732	52	80	85	2535						
Fifth Supervisorial Dist	9514	7149	75.1		4356	33	77	101	2334						
City Of Yuba City	26839	19067	71.0		10553	129	229	295	7145						
City Of Live Oak	2352	1761	74.9		709	18	20	32	902						
Unincorporated Area	13201	9956	75.4		6562	56	101	109	2817						



***Absentee Totals	US SENATOR														
2															
	Registration	Ballots Cast	Turnout (%)		US Senator BILL JONES REP	DON J. GRUNDMANN AIP	JAMES P. "JIM" GRAY LIB	MARSHA FEINLAND P-F	BARBARA BOXER DEM						
Sutter County	42392	15078	35.6		8996	71	123	180	5010						
2nd Congressional Distri	42392	15078	35.6		8996	71	123	180	5010						
4th Senatorial District	42392	15078	35.6		8996	71	123	180	5010						
2nd Assembly District	42392	15078	35.6		8996	71	123	180	5010						
First Supervisorial Dist	7460	2588	34.7		1481	13	27	24	911						
Second Supervisorial Dis	5795	1673	28.9		827	10	19	36	684						
Third Supervisorial Dist	10210	3967	38.9		2549	19	26	41	1146						
Fourth Supervisorial Dis	9413	3539	37.6		2076	17	33	34	1239						
Fifth Supervisorial Dist	9514	3311	34.8		2063	12	18	45	1030						
City Of Yuba City	26839	9141	34.1		5183	42	78	132	3275						
City Of Live Oak	2352	571	24.3		240	3	4	3	269						
Unincorporated Area	13201	5366	40.6		3573	26	41	45	1466						



A vertical bar chart consisting of 18 segments. The segments alternate between white and light gray, starting with a white segment at the top. The segments are of varying heights, with the top segment being the tallest and the bottom segment being the shortest. The bar is outlined in black.

Segment	Color
1	White
2	Light Gray
3	White
4	Light Gray
5	White
6	Light Gray
7	White
8	Light Gray
9	White
10	Light Gray
11	White
12	Light Gray
13	White
14	Light Gray
15	White
16	Light Gray
17	White
18	Light Gray


A vertical bar chart consisting of 18 segments. The segments alternate between white and light gray, starting with a white segment at the top. The segments are of varying heights, with the top segment being the tallest and the bottom segment being the shortest. The bar is outlined in black.

Segment	Color
1	White
2	Light Gray
3	White
4	Light Gray
5	White
6	Light Gray
7	White
8	Light Gray
9	White
10	Light Gray
11	White
12	Light Gray
13	White
14	Light Gray
15	White
16	Light Gray
17	White
18	Light Gray


A vertical bar chart consisting of 18 segments. The segments alternate between white and light gray, starting with a white segment at the top and ending with a light gray segment at the bottom. The segments are of varying heights, with the top segment being the tallest and the bottom segment being the shortest.

Segment	Color
1	White
2	Light Gray
3	White
4	Light Gray
5	White
6	Light Gray
7	White
8	Light Gray
9	White
10	Light Gray
11	White
12	Light Gray
13	White
14	Light Gray
15	White
16	Light Gray
17	White
18	Light Gray

***Grand Totals 3	REP IN CONGRESS 2ND DISTRICT														
	Registration	Ballots Cast	Turnout (%)		Rep In Congress - 2nd MIKE JOHNSON DEM	WALLY HERGER REP									
Sutter County	42392	30784	72.6		8440	20975									
2nd Congressional Distri	42392	30784	72.6		8440	20975									
4th Senatorial District	42392	30784	72.6		8440	20975									
2nd Assembly District	42392	30784	72.6		8440	20975									
First Supervisorial Dist	7460	5426	72.7		1766	3438									
Second Supervisorial Dis	5795	3637	62.8		1210	2235									
Third Supervisorial Dist	10210	7840	76.8		1829	5665									
Fourth Supervisorial Dis	9413	6732	71.5		1910	4515									
Fifth Supervisorial Dist	9514	7149	75.1		1725	5122									
City Of Yuba City	26839	19067	71.0		5588	12574									
City Of Live Oak	2352	1761	74.9		767	909									
Unincorporated Area	13201	9956	75.4		2085	7492									



***Absentee Totals 3	REP IN CONGRESS 2ND DISTRICT														
	Registration	Ballots Cast	Turnout (%)		Rep In Congress - 2nd MIKE JOHNSON DEM	WALLY HERGER REP									
Sutter County	42392	15078	35.6		3871	10404									
2nd Congressional Distri	42392	15078	35.6		3871	10404									
4th Senatorial District	42392	15078	35.6		3871	10404									
2nd Assembly District	42392	15078	35.6		3871	10404									
First Supervisorial Dist	7460	2588	34.7		753	1692									
Second Supervisorial Dis	5795	1673	28.9		547	1012									
Third Supervisorial Dist	10210	3967	38.9		882	2863									
Fourth Supervisorial Dis	9413	3539	37.6		921	2456									
Fifth Supervisorial Dist	9514	3311	34.8		768	2381									
City Of Yuba City	26839	9141	34.1		2563	6077									
City Of Live Oak	2352	571	24.3		220	298									
Unincorporated Area	13201	5366	40.6		1088	4029									




A vertical bar chart consisting of 18 segments. The segments alternate between white and light gray, starting with a white segment at the top. The segments are arranged in a single column, with the top segment being white, followed by a light gray segment, and so on, ending with a light gray segment at the bottom.

A vertical bar chart consisting of 18 segments. The segments alternate in color, starting with a white segment at the top, followed by a light gray segment, and continuing this pattern down to the bottom. The segments are of varying heights, with the top segment being the tallest and the bottom segment being the shortest. The chart is positioned on the left side of the page.

A vertical bar chart consisting of 18 segments. The segments alternate between white and light gray, starting with a white segment at the top and ending with a light gray segment at the bottom. The segments are of varying heights, with the top segment being the tallest and the bottom segment being the shortest.

Segment	Color
1	White
2	Light Gray
3	White
4	Light Gray
5	White
6	Light Gray
7	White
8	Light Gray
9	White
10	Light Gray
11	White
12	Light Gray
13	White
14	Light Gray
15	White
16	Light Gray
17	White
18	Light Gray

***Grand Totals 4	Assembly 2nd District														
	Registration	Ballots Cast	Turnout (%)		Assembly 2nd Dist DOUG LA MALFA REP	BARBARA MCIVER DEM									
Sutter County	42392	30784	72.6		19352	8893									
2nd Congressional Distri	42392	30784	72.6		19352	8893									
4th Senatorial District	42392	30784	72.6		19352	8893									
2nd Assembly District	42392	30784	72.6		19352	8893									
First Supervisorial Dist	7460	5426	72.7		3200	1847									
Second Supervisorial Dis	5795	3637	62.8		2037	1247									
Third Supervisorial Dist	10210	7840	76.8		5300	1924									
Fourth Supervisorial Dis	9413	6732	71.5		4099	2067									
Fifth Supervisorial Dist	9514	7149	75.1		4716	1808									
City Of Yuba City	26839	19067	71.0		11525	5867									
City Of Live Oak	2352	1761	74.9		832	797									
Unincorporated Area	13201	9956	75.4		6995	2229									



***Absentee Totals 4	Assembly 2nd District														
	Registration	Ballots Cast	Turnout (%)		Assembly 2nd Dist DOUG LA MALFA REP	BARBARA MCIVER DEM									
Sutter County	42392	15078	35.6		9685	4163									
2nd Congressional Distri	42392	15078	35.6		9685	4163									
4th Senatorial District	42392	15078	35.6		9685	4163									
2nd Assembly District	42392	15078	35.6		9685	4163									
First Supervisorial Dist	7460	2588	34.7		1589	800									
Second Supervisorial Dis	5795	1673	28.9		918	584									
Third Supervisorial Dist	10210	3967	38.9		2712	928									
Fourth Supervisorial Dis	9413	3539	37.6		2244	1022									
Fifth Supervisorial Dist	9514	3311	34.8		2222	829									
City Of Yuba City	26839	9141	34.1		5604	2760									
City Of Live Oak	2352	571	24.3		278	227									
Unincorporated Area	13201	5366	40.6		3803	1176									


A vertical bar chart consisting of 13 segments. The segments alternate in color, starting with a white segment at the top, followed by a light gray segment, and continuing this pattern down to the bottom. The segments vary in height, with the top segment being the tallest and the bottom segment being the shortest.

Segment	Color
1	White
2	Light Gray
3	White
4	Light Gray
5	White
6	Light Gray
7	White
8	Light Gray
9	White
10	Light Gray
11	White
12	Light Gray
13	White


***Grand Totals 5	Member County Board of Education Trustee Area No 1														
	Registration	Ballots Cast	Turnout (%)		Mbr Bd Of Education Trustee Area No 1 NORMA MONTNA	ANNETTE BERTOLINI									
Sutter County	7360	5351	72.7		2475	2199									
2nd Congressional Distri	7360	5351	72.7		2475	2199									
4th Senatorial District	7360	5351	72.7		2475	2199									
2nd Assembly District	7360	5351	72.7		2475	2199									
First Supervisorial Dist	7223	5249	72.7		2430	2157									
Second Supervisorial Dis	62	37	59.7		20	8									
Third Supervisorial Dist	75	65	86.7		25	34									
City Of Yuba City	3379	2323	68.7		1144	819									
City Of Live Oak	2352	1760	74.8		859	720									
Unincorporated Area	1629	1268	77.8		472	660									

***Absentee Totals 5	Member County Board of Education Trustee Area No 1														
	Registration	Ballots Cast	Turnout (%)		Mbr Bd Of Education Trustee Area No 1 NORMA MONTNA	ANNETTE BERTOLINI									
Sutter County	7360	2513	34.1		1096	1072									
2nd Congressional Distri	7360	2513	34.1		1096	1072									
4th Senatorial District	7360	2513	34.1		1096	1072									
2nd Assembly District	7360	2513	34.1		1096	1072									
First Supervisorial Dist	7223	2411	33.4		1051	1030									
Second Supervisorial Dis	62	37	59.7		20	8									
Third Supervisorial Dist	75	65	86.7		25	34									
City Of Yuba City	3379	1041	30.8		509	364									
City Of Live Oak	2352	570	24.2		251	242									
Unincorporated Area	1629	902	55.4		336	466									

***Grand Totals 6	Member County Board of Education Trustee Area No 4														
	Registration	Ballots Cast	Turnout (%)		Mbr Bd Of Education Trustee Area No 4 DALE C. DAVIS	HARVEY A. TAYLOR									
Sutter County	8006	5816	72.6		3213	1407									
2nd Congressional Distri	8006	5816	72.6		3213	1407									
4th Senatorial District	8006	5816	72.6		3213	1407									
2nd Assembly District	8006	5816	72.6		3213	1407									
Second Supervisorial Dis	946	509	53.8		257	162									
Fifth Supervisorial Dist	7060	5307	75.2		2956	1245									
City Of Yuba City	4129	2916	70.6		1574	706									
Unincorporated Area	3877	2900	74.8		1639	701									



***Absentee Totals 6	Member County Board of Education Trustee Area No 4														
	Registration	Ballots Cast	Turnout (%)		Mbr Bd Of Education Trustee Area No 4 DALE C. DAVIS	HARVEY A. TAYLOR									
Sutter County	8006	2582	32.3		1394	633									
2nd Congressional Distri	8006	2582	32.3		1394	633									
4th Senatorial District	8006	2582	32.3		1394	633									
2nd Assembly District	8006	2582	32.3		1394	633									
Second Supervisorial Dis	946	223	23.6		104	78									
Fifth Supervisorial Dist	7060	2359	33.4		1290	555									
City Of Yuba City	4129	1257	30.4		666	309									
Unincorporated Area	3877	1325	34.2		728	324									



A vertical bar chart consisting of 18 segments. The segments alternate between white and light gray, starting with a white segment at the top. The segments are of varying heights, with the top segment being the tallest and the bottom segment being the shortest. The bar is outlined in black.

Segment	Color
1	White
2	Light Gray
3	White
4	Light Gray
5	White
6	Light Gray
7	White
8	Light Gray
9	White
10	Light Gray
11	White
12	Light Gray
13	White
14	Light Gray
15	White
16	Light Gray
17	White
18	Light Gray

A vertical bar chart consisting of 18 segments. The segments alternate between white and light gray, starting with a white segment at the top. The segments are of varying heights, with the top segment being the tallest and the bottom segment being the shortest. The bar is outlined in black.


Segment	Color
1	White
2	Light Gray
3	White
4	Light Gray
5	White
6	Light Gray
7	White
8	Light Gray
9	White
10	Light Gray
11	White
12	Light Gray
13	White
14	Light Gray
15	White
16	Light Gray
17	White
18	Light Gray

A vertical bar chart consisting of 15 segments. The segments alternate in color, starting with a white segment at the top, followed by a light gray segment, and continuing this pattern down to the bottom. The segments are of varying heights, with the top segment being the tallest and the bottom segment being the shortest.

Segment	Color
1	White
2	Light Gray
3	White
4	Light Gray
5	White
6	Light Gray
7	White
8	Light Gray
9	White
10	Light Gray
11	White
12	Light Gray
13	White
14	Light Gray
15	White

***Grand Totals 7	Yuba College Gov Bd Member Trustee Area No 2														
	Registration	Ballots Cast	Turnout (%)		Yuba College Gov Bd Member Area No 2 DAN CUCCHI	JIM BUCHAN									
Sutter County	38673	27902	72.1		7621	14724									
2nd Congressional Distri	38673	27902	72.1		7621	14724									
4th Senatorial District	38673	27902	72.1		7621	14724									
2nd Assembly District	38673	27902	72.1		7621	14724									
First Supervisorial Dist	3741	2595	69.4		771	1337									
Second Supervisorial Dis	5795	3626	62.6		1050	1900									
Third Supervisorial Dist	10210	7827	76.7		2059	4186									
Fourth Supervisorial Dis	9413	6715	71.3		1881	3531									
Fifth Supervisorial Dist	9514	7139	75.0		1860	3770									
City Of Yuba City	26839	19022	70.9		5242	10027									
Unincorporated Area	11834	8880	75.0		2379	4697									

***Absentee Totals 7	Yuba College Gov Bd Member Trustee Area No 2														
	Registration	Ballots Cast	Turnout (%)		Yuba College Gov Bd Member Area No 2 DAN CUCCHI	JIM BUCHAN									
Sutter County	38673	13757	35.6		3385	7519									
2nd Congressional Distri	38673	13757	35.6		3385	7519									
4th Senatorial District	38673	13757	35.6		3385	7519									
2nd Assembly District	38673	13757	35.6		3385	7519									
First Supervisorial Dist	3741	1313	35.1		370	679									
Second Supervisorial Dis	5795	1665	28.7		429	886									
Third Supervisorial Dist	10210	3956	38.7		921	2204									
Fourth Supervisorial Dis	9413	3523	37.4		841	1977									
Fifth Supervisorial Dist	9514	3300	34.7		824	1773									
City Of Yuba City	26839	9099	33.9		2235	4988									
Unincorporated Area	11834	4658	39.4		1150	2531									



YCUSD GOV BD MBR TRUSTEE AREA NO 2														
	Registration	Ballots Cast	Turnout (%)	YcUSD Govn Bd Member Trustee Area No 1 (2) LYNNE FERGUSON	SHARMAN KOBAYASHI	DAVID J. KARNEGAS	YcUSD Govn Bd Member Trustee Area No 2 RICK RIGSBY	BRUCE M. POPE	KATHLEEN E. SECRIST	MICHAEL G. BOHMANN				
8														
5 RED CROSS VPCT 5	775	295	38.1	143	109	115	64	46	33	94				
5 - Absentees	775	238	30.7	103	96	124	37	43	26	85				
6 RED CROSS VPCT 6	753	316	42.0	146	148	147	52	66	36	117				
6 - Absentees	753	262	34.8	103	126	136	41	52	25	101				
7 RED CROSS VPCT 7	547	170	31.1	59	68	72	26	31	18	55				
7 - Absentees	547	164	30.0	61	76	70	26	21	20	51				
8 RED CROSS VPCT 8	649	234	36.1	97	88	90	39	38	24	74				
8 - Absentees	649	135	20.8	57	52	62	18	26	15	50				
9 RED CROSS VPCT 9	161	99	61.5	45	49	35	18	14	17	33				
9 - Absentees	161	44	27.3	19	22	15	6	13	3	12				
10 D WAYNE VPCT 10	432	168	38.9	61	60	76	21	25	28	59				
10 - Absentees	432	161	37.3	55	64	69	15	25	11	67				
11 YC FAIR VPCT 11	889	265	29.8	115	94	102	55	61	28	74				
11 - Absentees	889	211	23.7	106	64	93	30	45	32	57				
12 YC FAIR VPCT 12	756	241	31.9	102	94	101	36	46	33	88				
12 - Absentees	756	221	29.2	76	97	102	23	33	26	81				
13 YC FAIR VPCT 13	1	1	100.0	1	0	0	0	1	0	0				
13 - Absentees	1	0	0.0	0	0	0	0	0	0	0				
14 YC FIRE #3 VPCT 14	889	360	40.5	152	154	150	56	62	51	118				
14 - Absentees	889	285	32.1	111	140	118	24	44	60	85				
15 N VALCAL VPCT 15	265	93	35.1	44	31	33	5	27	13	26				
15 - Absentees	265	95	35.8	48	53	37	12	19	17	30				
17 S ESTATES VPCT 17	603	183	30.3	70	70	76	24	28	24	66				
17 - Absentees	603	158	26.2	57	69	73	30	20	20	50				
18 B SCOUTS VPCT 18	830	298	35.9	127	135	137	51	48	44	107				
18 - Absentees	830	249	30.0	93	105	115	28	37	29	98				
19 LIBRARY VPCT 19	746	249	33.4	113	94	105	42	50	31	83				
19 - Absentees	746	214	28.7	92	89	111	37	30	26	77				
20 PARK SCH VPCT 20	600	233	38.8	99	79	116	32	51	29	72				
20 - Absentees	600	163	27.2	63	77	81	18	21	14	73				
21 MUNSON VPCT 21	55	20	36.4	9	9	11	4	3	4	8				
21 - Absentees	55	12	21.8	4	5	4	2	0	2	3				
22 MUNSON VPCT 22	487	224	46.0	100	89	105	36	42	41	53				
22 - Absentees	487	131	26.9	57	73	55	12	25	21	47				
23 E FREE VPCT 23	756	247	32.7	99	100	115	34	41	27	86				
23 - Absentees	756	262	34.7	76	116	133	33	36	25	94				
24 VET CTR VPCT 24	949	356	37.5	143	156	153	53	77	36	115				
24 - Absentees	949	338	35.6	125	162	171	46	59	41	112				
25 VET CTR VPCT 25	566	202	35.7	89	90	93	23	40	23	73				
25 - Absentees	566	223	39.4	92	109	91	35	31	19	82				
26 VET CTR VPCT 26	836	328	39.2	141	151	141	49	62	46	112				
26 - Absentees	836	325	38.9	117	144	161	30	59	36	115				
27 VET CTR VPCT 27	506	188	37.2	74	79	97	24	32	27	61				
27 - Absentees	506	220	43.5	91	105	109	31	30	24	89				
28 VET CTR VPCT 28	989	432	43.7	183	188	183	65	91	47	119				
28 - Absentees	989	391	39.5	147	199	192	45	75	52	138				
29 D PRADO VPCT 29	741	266	35.9	112	104	118	35	38	38	92				
29 - Absentees	741	289	39.0	92	127	155	23	40	31	127				
30 D PRADO VPCT 30	113	59	52.2	21	20	21	11	9	8	11				
30 - Absentees	113	48	42.5	22	12	13	14	5	8	6				
31 METH CHUR VPCT 31	483	179	37.1	80	68	71	28	34	9	68				
31 - Absentees	483	170	35.2	53	70	89	25	27	24	46				
32 METH CHUR VPCT 32	792	346	43.7	155	161	156	54	62	39	126				
32 - Absentees	792	285	36.0	108	129	130	31	45	40	97				
33 METH CHUR VPCT 33	239	97	40.6	43	39	47	10	25	8	27				
33 - Absentees	239	112	46.9	56	61	49	9	27	13	47				
34 YC FIRE #7 VPCT 34	520	218	41.9	99	80	107	30	49	22	78				
34 - Absentees	520	191	36.7	80	84	93	18	37	17	73				
35 VIC EST VPCT 35	797	331	41.5	130	102	125	72	67	31	75				
35 - Absentees	797	0	0.0	0	0	0	0	0	0	0				
36 ST ISIDORE VPCT 36	690	215	31.2	93	98	75	29	31	53	52				
36 - Absentees	690	263	38.1	116	131	130	42	34	45	79				
37 YC FIRE #4 VPCT 37	692	252	36.4	115	109	103	77	38	35	59				
37 - Absentees	692	256	37.0	101	121	139	48	45	42	82				
38 YC FIRE #4 VPCT 38	183	83	45.4	37	26	29	14	20	11	16				
38 - Absentees	183	52	28.4	21	25	14	6	7	9	8				
39 MOOSE VPCT 39	533	191	35.8	86	70	78	53	30	31	42				
39 - Absentees	533	188	35.3	80	89	95	38	19	25	69				
40 MOOSE VPCT 40	891	330	37.0	141	133	137	78	66	41	81				


YCUSD GOV BD MBR TRUSTEE AREA NO 2														
8	Registration	Ballots Cast	Turnout (%)	YcUSD Govn Bd Member Trustee Area No 1 (2) LYNNE FERGUSON	SHARMAN KOBAYASHI	DAVID J. KARNEGAS	YcUSD Govn Bd Member Trustee Area No 2 RICK RIGSBY	BRUCE M. POPE	KATHLEEN E. SECRIST	MICHAEL G. BOHMANN				
40 - Absentees	891	311	34.9	113	140	164	55	57	26	111				
41 - MOOSE VPCT 41	851	369	43.4	161	122	134	80	68	42	101				
41 - Absentees	851	285	33.5	123	105	142	55	52	30	95				
42 - MOOSE VPCT 42	851	358	42.1	163	135	138	85	68	44	84				
42 - Absentees	851	258	30.3	116	116	108	57	45	32	79				
43 - MOOSE VPCT 43	563	211	37.5	85	92	88	42	42	16	69				
43 - Absentees	563	225	40.0	89	117	122	43	33	24	87				
44 - YC FIRE #3VPCT 44	411	152	37.0	73	59	59	22	33	25	43				
44 - Absentees	411	152	37.0	62	67	58	13	31	20	50				
45 - YC FIRE #3 VPCT 45	180	55	30.6	27	24	24	7	7	11	18				
45 - Absentees	180	76	42.2	40	32	38	11	13	15	24				
46 - N VAL CAL VPCT 46	958	443	46.2	193	152	158	77	80	65	110				
46 - Absentees	958	335	35.0	148	151	149	40	68	38	118				
47 - N VAL CAL VPCT 47	647	286	44.2	132	98	115	44	49	35	92				
47 - Absentees	647	191	29.5	92	68	67	35	18	26	61				
48 - N VAL CAL VPCT 48	178	89	50.0	38	35	37	12	25	17	19				
48 - Absentees	178	35	19.7	13	16	11	6	3	10	7				
49 - ORCHID VPCT 49	944	375	39.7	138	172	160	81	63	31	118				
49 - Absentees	944	320	33.9	109	151	151	33	53	33	129				
50 - OSW FD VPCT 50	620	272	43.9	90	127	133	29	54	31	103				
50 - Absentees	620	210	33.9	85	107	91	29	43	22	75				
51 - REFORM VPCT 51	420	154	36.7	73	64	58	30	25	19	53				
51 - Absentees	420	142	33.8	61	72	68	21	13	17	60				
52 - R VALLEY CHUR VPCT 52	555	200	36.0	75	84	96	31	41	28	65				
52 - Absentees	555	207	37.3	77	94	108	22	28	18	83				
60 - 7 ADVENT VPCT 60	581	227	39.1	112	99	87	43	44	36	56				
60 - Absentees	581	235	40.4	99	119	92	31	51	35	71				
61 - 7 ADVENT VPCT 61	324	121	37.3	54	51	53	23	15	19	38				
61 - Absentees	324	105	32.4	34	37	51	15	12	12	34				
62 - LINCREST VPCT 62	899	361	40.2	154	156	147	57	59	72	97				
62 - Absentees	899	337	37.5	138	175	170	49	44	69	111				
63 - JOHNSON VPCT 63	654	234	35.8	105	99	90	29	40	54	77				
63 - Absentees	654	252	38.5	98	118	121	32	33	66	77				
70 - MAIL BALLOT 70	228	0	0.0	0	0	0	0	0	0	0				
70 - Absentees	228	155	68.0	78	46	67	21	36	21	44				
71 - MAIL BALLOT 71	9	0	0.0	0	0	0	0	0	0	0				
71 - Absentees	9	13	144.4	9	3	4	1	1	5	2				
73 - MAIL BALLOT 73	76	0	0.0	0	0	0	0	0	0	0				
73 - Absentees	76	51	67.1	19	13	22	2	6	10	14				
74 - MAIL BALLOT 74	8	0	0.0	0	0	0	0	0	0	0				
74 - Absentees	8	6	75.0	1	3	4	1	0	1	2				
75 - MAIL BALLOT 75	12	0	0.0	0	0	0	0	0	0	0				
75 - Absentees	12	7	58.3	1	6	6	0	1	2	3				
76 - MAIL BALLOT 76	96	0	0.0	0	0	0	0	0	0	0				
76 - Absentees	96	67	69.8	24	30	24	9	13	10	14				
77 - MAIL BALLOT 77	12	0	0.0	0	0	0	0	0	0	0				
77 - Absentees	12	12	100.0	4	4	4	0	1	1	5				
78 - MAIL BALLOT 78	9	0	0.0	0	0	0	0	0	0	0				
78 - Absentees	9	7	77.8	5	5	4	0	1	0	6				
79 - MAIL BALLOT 79	1	0	0.0	0	0	0	0	0	0	0				
79 - Absentees	1	0	0.0	0	0	0	0	0	0	0				
80 - MAIL BALLOT 80	84	0	0.0	0	0	0	0	0	0	0				
80 - Absentees	84	53	63.1	12	29	26	7	8	4	19				
81 - MAIL BALLOT 81	200	0	0.0	0	0	0	0	0	0	0				
81 - Absentees	200	65	32.5	33	29	31	13	13	12	19				
82 - MAIL BALLOT 82	62	0	0.0	0	0	0	0	0	0	0				
82 - Absentees	62	37	59.7	18	11	17	4	4	6	14				
83 - MAIL BALLOT 83	151	0	0.0	0	0	0	0	0	0	0				
83 - Absentees	151	96	63.6	52	38	38	9	19	11	29				
84 - MAIL BALLOT 84	0	0	n/a	0	0	0	0	0	0	0				
84 - Absentees	0	0	n/a	0	0	0	0	0	0	0				
85 - MAIL BALLOT 85	92	0	0.0	0	0	0	0	0	0	0				
85 - Absentees	92	56	60.9	18	22	32	4	4	14	17				
91 - MAIL BALLOT 91	32	0	0.0	0	0	0	0	0	0	0				
91 - Absentees	32	24	75.0	3	16	11	2	5	2	9				
94 - MAIL BALLOT 94	153	0	0.0	0	0	0	0	0	0	0				
94 - Absentees	153	104	68.0	30	55	52	17	11	9	41				
96 - MAIL BALLOT 96	73	0	0.0	0	0	0	0	0	0	0				
96 - Absentees	73	59	80.8	25	26	28	8	14	6	25				

8	YCUSD GOV BD MBR TRUSTEE AREA NO 2														
	Registration	Ballots Cast	Turnout (%)		Ycusd Govn Bd Member Trustee Area No 1 (2) LYNNE FERGUSON	SHARMAN KOBAYASHI	DAVID J. KARNEGAS		Ycusd Govn Bd Member Trustee Area No 2 RICK RIGSBY	BRUCE M. POPE	KATHLEEN E. SECRIST	MICHAEL G. BOHMANN			
97 MAIL BALLOT 97	154	0	0.0		0	0	0		0	0	0	0			
97 - Absentees	154	128	83.1		48	61	53		20	17	16	43			
98 MAIL BALLOT 98	207	0	0.0		0	0	0		0	0	0	0			
98 - Absentees	207	144	69.6		113	28	23		28	15	10	59			
101 MAIL BALLOT 101	288	0	0.0		0	0	0		0	0	0	0			
101 - Absentees	288	259	89.9		95	118	123		40	56	37	67			
Precinct Totals	32297	11676	36.2		4997	4714	4897		1992	2164	1531	3563			
Absentee Totals	32297	11375	35.2		4567	5120	5309		1566	1852	1468	3935			
Grand Totals	32297	23051	71.4		9564	9834	10206		3558	4016	2999	7498			

A vertical bar chart consisting of 18 segments. The segments alternate in color, starting with a white segment at the top, followed by a light gray segment, and continuing this pattern down to the bottom. The segments are of varying heights, with the top segment being the tallest and the bottom segment being the shortest. The chart is positioned on the left side of the page.

A vertical bar chart consisting of 18 segments. The segments alternate between white and light gray, starting with a white segment at the top. The segments are of varying heights, with the top segment being the tallest and the bottom segment being the shortest. The bar is outlined in black.

Segment	Color
1	White
2	Light Gray
3	White
4	Light Gray
5	White
6	Light Gray
7	White
8	Light Gray
9	White
10	Light Gray
11	White
12	Light Gray
13	White
14	Light Gray
15	White
16	Light Gray
17	White
18	Light Gray




SUTTER COUNTY Statement of Votes
PRESIDENTIAL GENERAL ELECTION

***Grand Totals 8	YCUSD GOV BD MBR TRUSTEE AREA NO 2															
	Registration	Ballots Cast	Turnout (%)		Ycusd Govn Bd Member Trustee Area No 1 (2) LYNNE FERGUSON	SHARMAN KOBAYASHI	DAVID J. KARNEGAS		Ycusd Govn Bd Member Trustee Area No 2 RICK RIGSBY	BRUCE M. POPE	KATHLEEN E. SECRIST	MICHAEL G. BOHMANN				
Sutter County	32297	23051	71.4		9564	9834	10206		3558	4016	2999	7498				
2nd Congressional Distri	32297	23051	71.4		9564	9834	10206		3558	4016	2999	7498				
4th Senatorial District	32297	23051	71.4		9564	9834	10206		3558	4016	2999	7498				
2nd Assembly District	32297	23051	71.4		9564	9834	10206		3558	4016	2999	7498				
First Supervisorial Dist	3630	2505	69.0		1055	1020	1104		387	443	292	858				
Second Supervisorial Dis	5795	3626	62.6		1482	1475	1656		531	623	462	1237				
Third Supervisorial Dist	7452	5773	77.5		2328	2560	2688		751	1043	667	1994				
Fourth Supervisorial Dis	8044	5628	70.0		2345	2394	2458		1099	977	745	1623				
Fifth Supervisorial Dist	7376	5519	74.8		2354	2385	2300		790	930	833	1786				
City Of Yuba City	26431	18712	70.8		7790	7882	8298		2926	3316	2371	6038				
Unincorporated Area	5866	4339	74.0		1774	1952	1908		632	700	628	1460				

SUTTER COUNTY Statement of Votes
PRESIDENTIAL GENERAL ELECTION

***Absentee Totals 8	YCUSD GOV BD MBR TRUSTEE AREA NO 2														
	Registration	Ballots Cast	Turnout (%)		Ycusd Govn Bd Member Trustee Area No 1 (2) LYNNE FERGUSON	SHARMAN KOBAYASHI	DAVID J. KARNEGAS		Ycusd Govn Bd Member Trustee Area No 2 RICK RIGSBY	BRUCE M. POPE	KATHLEEN E. SECRIST	MICHAEL G. BOHMANN			
Sutter County	32297	11375	35.2		4567	5120	5309		1566	1852	1468	3935			
2nd Congressional Distri	32297	11375	35.2		4567	5120	5309		1566	1852	1468	3935			
4th Senatorial District	32297	11375	35.2		4567	5120	5309		1566	1852	1468	3935			
2nd Assembly District	32297	11375	35.2		4567	5120	5309		1566	1852	1468	3935			
First Supervisorial Dist	3630	1223	33.7		504	498	569		167	223	136	426			
Second Supervisorial Dis	5795	1665	28.7		647	711	788		217	252	201	600			
Third Supervisorial Dist	7452	2902	38.9		1113	1340	1405		338	483	336	1047			
Fourth Supervisorial Dis	8044	2940	36.5		1168	1357	1411		503	488	386	950			
Fifth Supervisorial Dist	7376	2645	35.9		1135	1214	1136		341	406	409	912			
City Of Yuba City	26431	8980	34.0		3594	4020	4225		1257	1493	1130	3082			
Unincorporated Area	5866	2395	40.8		973	1100	1084		309	359	338	853			




SUTTER COUNTY Statement of Votes
PRESIDENTIAL GENERAL ELECTION


LOUSD GOV BD MBR TRUSTEE AREA NO 4															
9	Registration	Ballots Cast	Turnout (%)	Lousd Govn Bd Member Trustee Area No 1 JUDY D. GOODMAN	REECE E. CORDI	Lousd Govn Bd Member Trustee Area No 3 JIM MARSH	MELISSA J. DEMPSEY	Lousd Govn Bd Member Trustee Area No 4 MARK R. HACKETT	DOLORES CAMPOS						
1 ENCINAL VPCT 1	925	366	39.6	153	174	155	156	156	155						
1 - Absentees	925	344	37.2	154	137	170	114	159	130						
2 LO COMM VPCT 2	1039	444	42.7	241	162	178	210	165	226						
2 - Absentees	1039	277	26.7	143	89	113	115	102	124						
3 LO COMM VPCT 3	723	276	38.2	143	101	111	125	103	136						
3 - Absentees	723	168	23.2	80	66	67	84	60	90						
4 LO COMM VPCT 4	590	470	79.7	222	196	196	212	164	236						
4 - Absentees	590	125	21.2	61	36	54	42	29	67						
68 MAIL BALLOT 68	119	0	0.0	0	0	0	0	0	0						
68 - Absentees	119	95	79.8	32	54	52	28	53	26						
95 MAIL BALLOT 95	217	0	0.0	0	0	0	0	0	0						
95 - Absentees	217	169	77.9	84	70	76	67	79	66						
Precinct Totals	3613	1556	43.1	759	633	640	703	588	753						
Absentee Totals	3613	1178	32.6	554	452	532	450	482	503						
Grand Totals	3613	2734	75.7	1313	1085	1172	1153	1070	1256						



***Grand Totals 9	LOUSD GOV BD MBR TRUSTEE AREA NO 4														
	Registration	Ballots Cast	Turnout (%)		Lousd Govn Bd Member Trustee Area No 1 JUDY D. GOODMAN	REECE E. CORDI		Lousd Govn Bd Member Trustee Area No 3 JIM MARSH	MELISSA J. DEMPSEY		Lousd Govn Bd Member Trustee Area No 4 MARK R. HACKETT	DOLORES CAMPOS			
Sutter County	3613	2734	75.7		1313	1085		1172	1153		1070	1256			
2nd Congressional Distri	3613	2734	75.7		1313	1085		1172	1153		1070	1256			
4th Senatorial District	3613	2734	75.7		1313	1085		1172	1153		1070	1256			
2nd Assembly District	3613	2734	75.7		1313	1085		1172	1153		1070	1256			
First Supervisorial Dist	3613	2734	75.7		1313	1085		1172	1153		1070	1256			
City Of Live Oak	2352	1760	74.8		890	650		719	788		623	879			
Unincorporated Area	1261	974	77.2		423	435		453	365		447	377			




***Absentee Totals 9	LOUSD GOV BD MBR TRUSTEE AREA NO 4															
	Registration	Ballots Cast	Turnout (%)		Lousd Govn Bd Member Trustee Area No 1 JUDY D. GOODMAN	REECE E. CORDI		Lousd Govn Bd Member Trustee Area No 3 JIM MARSH	MELISSA J. DEMPSEY		Lousd Govn Bd Member Trustee Area No 4 MARK R. HACKETT	DOLORES CAMPOS				
Sutter County	3613	1178	32.6		554	452		532	450		482	503				
2nd Congressional Distri	3613	1178	32.6		554	452		532	450		482	503				
4th Senatorial District	3613	1178	32.6		554	452		532	450		482	503				
2nd Assembly District	3613	1178	32.6		554	452		532	450		482	503				
First Supervisorial Dist	3613	1178	32.6		554	452		532	450		482	503				
City Of Live Oak	2352	570	24.2		284	191		234	241		191	281				
Unincorporated Area	1261	608	48.2		270	261		298	209		291	222				




SUTTER COUNTY Statement of Votes
PRESIDENTIAL GENERAL ELECTION

10	GOV BD MBR E NICOLAUS JT UNION														
	Registration	Ballots Cast	Turnout (%)		Gov Bd Mbr E Nicolaus Jt Union (3) LAWRENCE A. MICHEL	TOM HANSON	STEVE DE VALENTINE	APRIL E. DALE	RALPH CHANDLER						
64 ENICO FD VPCT 64	408	222	54.4		110	62	125	52	99						
64 - Absentees	408	105	25.7		66	36	66	34	53						
65 RIO OSO VPCT 65	536	274	51.1		140	135	180	62	86						
65 - Absentees	536	143	26.7		83	50	99	36	30						
66 P GRO FD VPCT 66	125	39	31.2		21	10	20	11	9						
66 - Absentees	125	64	51.2		29	25	25	16	19						
67 P GRO FD VPCT 67	532	239	44.9		124	102	130	49	71						
67 - Absentees	532	144	27.1		91	59	87	37	38						
Precinct Totals	1601	774	48.3		395	309	455	174	265						
Absentee Totals	1601	456	28.5		269	170	277	123	140						
Grand Totals	1601	1230	76.8		664	479	732	297	405						



***Grand Totals 10	GOV BD MBR E NICOLAUS JT UNION														
	Registration	Ballots Cast	Turnout (%)		Gov Bd Mbr E Nicolaus Jt Union (3) LAWRENCE A. MICHEL	TOM HANSON	STEVE DE VALENTINE	APRIL E. DALE	RALPH CHANDLER						
Sutter County	1601	1230	76.8		664	479	732	297	405						
2nd Congressional Distri	1601	1230	76.8		664	479	732	297	405						
4th Senatorial District	1601	1230	76.8		664	479	732	297	405						
2nd Assembly District	1601	1230	76.8		664	479	732	297	405						
Fifth Supervisorial Dist	1601	1230	76.8		664	479	732	297	405						
Unincorporated Area	1601	1230	76.8		664	479	732	297	405						

***Absentee Totals 10	GOV BD MBR E NICOLAUS JT UNION														
	Registration	Ballots Cast	Turnout (%)		Gov Bd Mbr E Nicolaus Jt Union (3) LAWRENCE A. MICHEL	TOM HANSON	STEVE DE VALENTINE	APRIL E. DALE	RALPH CHANDLER						
Sutter County	1601	456	28.5		269	170	277	123	140						
2nd Congressional Distri	1601	456	28.5		269	170	277	123	140						
4th Senatorial District	1601	456	28.5		269	170	277	123	140						
2nd Assembly District	1601	456	28.5		269	170	277	123	140						
Fifth Supervisorial Dist	1601	456	28.5		269	170	277	123	140						
Unincorporated Area	1601	456	28.5		269	170	277	123	140						



***Grand Totals 11	GOV BD MBR MERIDIAN														
	Registration	Ballots Cast	Turnout (%)		Gov Bd Mbr Meridian Vote for 2 LISA OLIVERA	THOMAS DAVIS	KARLA REISCHE CHILDERS								
Sutter County	374	292	78.1		119	171	142								
2nd Congressional Distri	374	292	78.1		119	171	142								
4th Senatorial District	374	292	78.1		119	171	142								
2nd Assembly District	374	292	78.1		119	171	142								
Third Supervisorial Dist	374	292	78.1		119	171	142								
Unincorporated Area	374	292	78.1		119	171	142								

***Absentee Totals 11	GOV BD MBR MERIDIAN														
	Registration	Ballots Cast	Turnout (%)		Gov Bd Mbr Meridian Vote for 2 LISA OLIVERA	THOMAS DAVIS	KARLA REISCHE CHILDERS								
Sutter County	374	120	32.1		45	75	60								
2nd Congressional Distri	374	120	32.1		45	75	60								
4th Senatorial District	374	120	32.1		45	75	60								
2nd Assembly District	374	120	32.1		45	75	60								
Third Supervisorial Dist	374	120	32.1		45	75	60								
Unincorporated Area	374	120	32.1		45	75	60								


***Grand Totals 12	GOV BD MBR PLEASANT GRV JT UNION														
	Registration	Ballots Cast	Turnout (%)		Gov Bd Mbr Pleasant Grv Jt Unio (3) STACY L. REESE	JOHN HEWITT	SHAWN WITHROW	JANINE L. BOLLA							
Sutter County	532	382	71.8		249	201	224	175							
2nd Congressional Distri	532	382	71.8		249	201	224	175							
4th Senatorial District	532	382	71.8		249	201	224	175							
2nd Assembly District	532	382	71.8		249	201	224	175							
Fifth Supervisorial Dist	532	382	71.8		249	201	224	175							
Unincorporated Area	532	382	71.8		249	201	224	175							

***Absentee Totals 12	GOV BD MBR PLEASANT GRV JT UNION														
	Registration	Ballots Cast	Turnout (%)		Gov Bd Mbr Pleasant Grv Jt Unio (3) STACY L. REESE	JOHN HEWITT	SHAWN WITHROW	JANINE L. BOLLA							
Sutter County	532	142	26.7		105	72	91	59							
2nd Congressional Distri	532	142	26.7		105	72	91	59							
4th Senatorial District	532	142	26.7		105	72	91	59							
2nd Assembly District	532	142	26.7		105	72	91	59							
Fifth Supervisorial Dist	532	142	26.7		105	72	91	59							
Unincorporated Area	532	142	26.7		105	72	91	59							


A vertical bar chart consisting of 14 segments. The segments alternate in color, starting with a white segment at the top, followed by a light gray segment, and continuing this pattern down to the bottom. The segments are of varying heights, with the top white segment being the tallest and the bottom light gray segment being the shortest.

Segment	Color
1	White
2	Light Gray
3	White
4	Light Gray
5	White
6	Light Gray
7	White
8	Light Gray
9	White
10	Light Gray
11	White
12	Light Gray
13	White
14	Light Gray

***Grand Totals 13	SUPERVISOR DIST 1														
	Registration	Ballots Cast	Turnout (%)		Supervisor Dist 1 LARRY MONTNA	CASEY KROON									
Sutter County	7460	5409	72.5		2658	2284									
2nd Congressional Distri	7460	5409	72.5		2658	2284									
4th Senatorial District	7460	5409	72.5		2658	2284									
2nd Assembly District	7460	5409	72.5		2658	2284									
First Supervisorial Dist	7460	5409	72.5		2658	2284									
City Of Yuba City	3554	2447	68.9		1279	947									
City Of Live Oak	2352	1760	74.8		850	763									
Unincorporated Area	1554	1202	77.3		529	574									



***Absentee Totals 13	SUPERVISOR DIST 1														
	Registration	Ballots Cast	Turnout (%)		Supervisor Dist 1 LARRY MONTNA	CASEY KROON									
Sutter County	7460	2571	34.5		1231	1087									
2nd Congressional Distri	7460	2571	34.5		1231	1087									
4th Senatorial District	7460	2571	34.5		1231	1087									
2nd Assembly District	7460	2571	34.5		1231	1087									
First Supervisorial Dist	7460	2571	34.5		1231	1087									
City Of Yuba City	3554	1165	32.8		603	457									
City Of Live Oak	2352	570	24.2		249	245									
Unincorporated Area	1554	836	53.8		379	385									



		MBR CITY COUNCIL YUBA CITY													
14		Registration	Ballots Cast	Turnout (%)	Mbr City Council Yuba City Vote for 2 JOHN MILLER	TEJ MAAN	RORY RAMIREZ	SANDRA M. HILLIARD	KASH GILL	JEFFREY SPENCER					
5	RED CROSS VPCT 5	775	295	38.1	111	52	100	70	76	28					
	5 - Absentees	775	236	30.5	102	44	61	76	44	47					
6	RED CROSS VPCT 6	753	316	42.0	137	72	107	66	100	24					
	6 - Absentees	753	259	34.4	110	46	69	91	70	22					
7	RED CROSS VPCT 7	547	170	31.1	63	42	48	34	36	18					
	7 - Absentees	547	165	30.2	62	34	53	43	39	15					
8	RED CROSS VPCT 8	649	234	36.1	70	62	64	45	63	27					
	8 - Absentees	649	134	20.6	40	30	31	39	37	27					
9	RED CROSS VPCT 9	161	99	61.5	33	16	20	34	27	13					
	9 - Absentees	161	42	26.1	11	7	16	17	9	6					
10	D WAYNE VPCT 10	432	168	38.9	51	23	42	62	37	13					
	10 - Absentees	432	161	37.3	58	19	37	63	44	12					
11	YC FAIR VPCT 11	889	266	29.9	71	50	103	70	58	22					
	11 - Absentees	889	211	23.7	80	46	70	55	36	28					
12	YC FAIR VPCT 12	756	242	32.0	80	40	78	67	54	23					
	12 - Absentees	756	219	29.0	79	34	62	75	55	16					
13	YC FAIR VPCT 13	1	1	100.0	0	0	0	1	0	1					
	13 - Absentees	1	0	0.0	0	0	0	0	0	0					
14	YC FIRE #3 VPCT 14	889	359	40.4	157	70	84	119	86	31					
	14 - Absentees	889	281	31.6	120	51	79	93	67	22					
15	N VALCAL VPCT 15	265	93	35.1	42	20	25	24	24	10					
	15 - Absentees	265	94	35.5	45	17	27	20	24	14					
16	N VAL CAL VPCT 16	402	190	47.3	46	79	41	35	53	17					
	16 - Absentees	402	107	26.6	39	35	38	18	24	11					
17	S ESTATES VPCT 17	603	183	30.3	61	19	48	43	37	26					
	17 - Absentees	603	158	26.2	54	26	39	59	32	17					
18	B SCOUTS VPCT 18	830	298	35.9	141	45	83	66	76	40					
	18 - Absentees	830	250	30.1	106	40	64	63	78	27					
19	LIBRARY VPCT 19	746	250	33.5	91	49	73	51	55	16					
	19 - Absentees	746	214	28.7	102	46	50	59	51	24					
20	PARK SCH VPCT 20	600	233	38.8	92	45	51	54	52	20					
	20 - Absentees	600	162	27.0	77	28	27	52	38	21					
21	MUNSON VPCT 21	55	20	36.4	7	4	5	6	8	2					
	21 - Absentees	55	12	21.8	3	1	3	4	4	2					
22	MUNSON VPCT 22	487	224	46.0	97	48	85	43	54	19					
	22 - Absentees	487	130	26.7	53	23	34	46	37	19					
23	E FREE VPCT 23	756	246	32.5	107	42	57	65	88	17					
	23 - Absentees	756	262	34.7	110	53	71	92	54	22					
24	VET CTR VPCT 24	949	356	37.5	146	84	120	76	80	37					
	24 - Absentees	949	339	35.7	168	53	108	97	71	42					
25	VET CTR VPCT 25	566	203	35.9	81	52	79	53	52	18					
	25 - Absentees	566	222	39.2	99	43	76	74	54	14					
26	VET CTR VPCT 26	836	328	39.2	122	74	116	82	103	26					
	26 - Absentees	836	325	38.9	133	64	88	109	91	37					
27	VET CTR VPCT 27	506	187	37.0	86	47	58	43	54	19					
	27 - Absentees	506	220	43.5	101	59	78	59	59	15					
28	VET CTR VPCT 28	989	435	44.0	159	145	116	93	143	41					
	28 - Absentees	989	392	39.6	173	102	108	93	128	35					
29	D PRADO VPCT 29	741	267	36.0	124	60	70	83	57	13					
	29 - Absentees	741	290	39.1	136	53	70	89	91	31					
30	D PRADO VPCT 30	113	59	52.2	15	24	18	5	24	8					
	30 - Absentees	113	48	42.5	14	16	11	9	9	2					
31	METH CHUR VPCT 31	483	179	37.1	75	37	57	41	51	14					
	31 - Absentees	483	170	35.2	86	30	39	49	40	20					
32	METH CHUR VPCT 32	792	346	43.7	162	66	118	81	88	29					
	32 - Absentees	792	284	35.9	141	46	57	94	81	26					
33	METH CHUR VPCT 33	239	97	40.6	49	24	30	16	26	9					
	33 - Absentees	239	112	46.9	58	19	28	23	40	12					
34	YC FIRE #7 VPCT 34	520	217	41.7	98	43	53	58	57	23					
	34 - Absentees	520	191	36.7	96	33	50	59	53	24					
35	VIC EST VPCT 35	797	331	41.5	101	106	76	58	106	19					
	35 - Absentees	797	0	0.0	0	0	0	0	0	0					
36	ST ISIDORE VPCT 36	690	215	31.2	111	42	57	37	60	23					
	36 - Absentees	690	261	37.8	140	30	84	76	85	18					
37	YC FIRE #4 VPCT 37	692	252	36.4	103	64	74	43	62	28					
	37 - Absentees	692	256	37.0	115	51	78	67	69	27					
38	YC FIRE #4 VPCT 38	183	83	45.4	27	31	21	14	18	2					
	38 - Absentees	183	52	28.4	12	12	8	15	17	8					
39	MOOSE VPCT 39	533	191	35.8	82	51	57	40	37	17					

14	MBR CITY COUNCIL YUBA CITY									
	Registration	Ballots Cast	Turnout (%)	Mbr City Council Yuba City Vote for 2 JOHN MILLER	TEJ MAAN	RORY RAMIREZ	SANDRA M. HILLIARD	KASH GILL	JEFFREY SPENCER	
39 - Absentees	533	188	35.3	89	38	56	51	46	31	
40 - MOOSE VPCT 40	891	329	36.9	126	104	90	59	98	28	
40 - Absentees	891	310	34.8	128	68	73	88	80	35	
41 - MOOSE VPCT 41	851	368	43.2	109	123	81	61	117	15	
41 - Absentees	851	286	33.6	105	70	72	74	70	33	
42 - MOOSE VPCT 42	851	357	42.0	97	173	77	52	100	25	
42 - Absentees	851	258	30.3	101	95	60	65	57	31	
43 - MOOSE VPCT 43	563	211	37.5	70	76	55	49	57	19	
43 - Absentees	563	183	32.5	81	63	37	52	35	23	
44 - YC FIRE #3VPCT 44	411	152	37.0	55	37	47	29	49	11	
44 - Absentees	411	193	47.0	84	39	66	51	47	12	
45 - YC FIRE #3 VPCT 45	180	55	30.6	22	17	12	13	15	5	
45 - Absentees	180	76	42.2	51	12	23	16	16	4	
46 - N VAL CAL VPCT 46	958	443	46.2	134	92	100	113	102	99	
46 - Absentees	958	335	35.0	129	73	69	93	91	68	
47 - N VAL CAL VPCT 47	647	286	44.2	119	47	63	68	87	32	
47 - Absentees	647	188	29.1	71	32	33	54	37	37	
48 - N VAL CAL VPCT 48	178	89	50.0	29	25	21	13	34	7	
48 - Absentees	178	35	19.7	15	3	10	12	13	1	
70 - MAIL BALLOT 70	228	0	0.0	0	0	0	0	0	0	
70 - Absentees	228	159	69.7	56	21	51	53	44	14	
71 - MAIL BALLOT 71	9	0	0.0	0	0	0	0	0	0	
71 - Absentees	9	13	144.4	3	3	3	3	3	1	
74 - MAIL BALLOT 74	8	0	0.0	0	0	0	0	0	0	
74 - Absentees	8	6	75.0	2	1	1	2	1	1	
75 - MAIL BALLOT 75	12	0	0.0	0	0	0	0	0	0	
75 - Absentees	12	7	58.3	1	1	4	3	1	4	
76 - MAIL BALLOT 76	96	0	0.0	0	0	0	0	0	0	
76 - Absentees	96	67	69.8	28	10	21	19	14	12	
77 - MAIL BALLOT 77	12	0	0.0	0	0	0	0	0	0	
77 - Absentees	12	12	100.0	6	1	1	2	6	0	
78 - MAIL BALLOT 78	9	0	0.0	0	0	0	0	0	0	
78 - Absentees	9	7	77.8	3	0	5	2	4	0	
81 - MAIL BALLOT 81	200	0	0.0	0	0	0	0	0	0	
81 - Absentees	200	65	32.5	30	20	14	6	30	3	
82 - MAIL BALLOT 82	62	0	0.0	0	0	0	0	0	0	
82 - Absentees	62	37	59.7	14	3	13	14	7	4	
92 - MAIL BALLOT 92	3	0	0.0	0	0	0	0	0	0	
92 - Absentees	3	3	100.0	0	1	0	0	3	0	
93 - MAIL BALLOT 93	3	0	0.0	0	0	0	0	0	0	
93 - Absentees	3	9	300.0	0	0	0	0	0	0	
97 - MAIL BALLOT 97	154	0	0.0	0	0	0	0	0	0	
97 - Absentees	154	128	83.1	57	19	30	32	33	12	
101 - MAIL BALLOT 101	288	0	0.0	0	0	0	0	0	0	
101 - Absentees	288	246	85.4	83	83	57	58	68	40	
Precinct Totals	26839	9923	37.0	3759	2422	2780	2235	2661	934	
Absentee Totals	26839	9070	33.8	3860	1847	2413	2628	2337	1029	
Grand Totals	26839	18993	70.8	7619	4269	5193	4863	4998	1963	

A vertical bar chart consisting of 14 segments. The segments alternate in color, starting with a white segment at the top, followed by a light gray segment, and continuing this pattern down to the bottom. The segments are of varying heights, with the top segment being the tallest and the bottom segment being the shortest.

Segment	Color
1	White
2	Light Gray
3	White
4	Light Gray
5	White
6	Light Gray
7	White
8	Light Gray
9	White
10	Light Gray
11	White
12	Light Gray
13	White
14	Light Gray

***Grand Totals 14	MBR CITY COUNCIL YUBA CITY														
	Registration	Ballots Cast	Turnout (%)		Mbr City Council Yuba City Vote for 2 JOHN MILLER	TEJ MAAN	RORY RAMIREZ	SANDRA M. HILLIARD	KASH GILL	JEFFREY SPENCER					
Sutter County	26839	18993	70.8		7619	4269	5193	4863	4998	1963					
2nd Congressional Distri	26839	18993	70.8		7619	4269	5193	4863	4998	1963					
4th Senatorial District	26839	18993	70.8		7619	4269	5193	4863	4998	1963					
2nd Assembly District	26839	18993	70.8		7619	4269	5193	4863	4998	1963					
First Supervisorial Dist	3554	2451	69.0		907	471	702	696	629	267					
Second Supervisorial Dis	5794	3625	62.6		1428	642	1021	987	878	366					
Third Supervisorial Dist	6746	5274	78.2		2323	1175	1552	1389	1453	499					
Fourth Supervisorial Dis	6789	4637	68.3		1795	1329	1178	1016	1259	449					
Fifth Supervisorial Dist	3956	3006	76.0		1166	652	740	775	779	382					
City Of Yuba City	26839	18993	70.8		7619	4269	5193	4863	4998	1963					

***Absentee Totals 14	MBR CITY COUNCIL YUBA CITY														
	Registration	Ballots Cast	Turnout (%)		Mbr City Council Yuba City Vote for 2 JOHN MILLER	TEJ MAAN	RORY RAMIREZ	SANDRA M. HILLIARD	KASH GILL	JEFFREY SPENCER					
Sutter County	26839	9070	33.8		3860	1847	2413	2628	2337	1029					
2nd Congressional Distri	26839	9070	33.8		3860	1847	2413	2628	2337	1029					
4th Senatorial District	26839	9070	33.8		3860	1847	2413	2628	2337	1029					
2nd Assembly District	26839	9070	33.8		3860	1847	2413	2628	2337	1029					
First Supervisorial Dist	3554	1169	32.9		442	204	321	385	290	144					
Second Supervisorial Dis	5794	1662	28.7		681	300	438	521	396	180					
Third Supervisorial Dist	6746	2600	38.5		1206	519	717	758	718	262					
Fourth Supervisorial Dis	6789	2300	33.9		969	559	590	603	604	273					
Fifth Supervisorial Dist	3956	1339	33.8		562	265	347	361	329	170					
City Of Yuba City	26839	9070	33.8		3860	1847	2413	2628	2337	1029					

A vertical bar chart consisting of 18 segments. The segments alternate in color, starting with a white segment at the top, followed by a light gray segment, and continuing this pattern down to the bottom. The segments are of varying heights, with the top segment being the tallest and the bottom segment being the shortest. The chart is positioned on the left side of the page.


A vertical bar chart consisting of 14 segments. The segments alternate in color, starting with a white segment at the top, followed by a light gray segment, and continuing this pattern down to the bottom. The segments are of varying heights, with the top segment being the tallest and the bottom segment being the shortest.

Segment	Color
1	White
2	Light Gray
3	White
4	Light Gray
5	White
6	Light Gray
7	White
8	Light Gray
9	White
10	Light Gray
11	White
12	Light Gray
13	White
14	Light Gray

***Grand Totals 15	CITY CLERK YUBA CITY														
	Registration	Ballots Cast	Turnout (%)		Treasurer Yuba City STEVEN C. KROEGER		City Clerk Yuba City STEVE JOHNSON								
Sutter County	26839	18993	70.8		14091		13989								
2nd Congressional Distri	26839	18993	70.8		14091		13989								
4th Senatorial District	26839	18993	70.8		14091		13989								
2nd Assembly District	26839	18993	70.8		14091		13989								
First Supervisorial Dist	3554	2451	69.0		1897		1894								
Second Supervisorial Dis	5794	3625	62.6		2671		2656								
Third Supervisorial Dist	6746	5274	78.2		3937		3897								
Fourth Supervisorial Dis	6789	4637	68.3		3374		3361								
Fifth Supervisorial Dist	3956	3006	76.0		2212		2181								
City Of Yuba City	26839	18993	70.8		14091		13989								

***Absentee Totals 15	CITY CLERK YUBA CITY														
	Registration	Ballots Cast	Turnout (%)		Treasurer Yuba City STEVEN C. KROEGER		City Clerk Yuba City STEVE JOHNSON								
Sutter County	26839	9070	33.8		6690		6646								
2nd Congressional Distri	26839	9070	33.8		6690		6646								
4th Senatorial District	26839	9070	33.8		6690		6646								
2nd Assembly District	26839	9070	33.8		6690		6646								
First Supervisorial Dist	3554	1169	32.9		903		898								
Second Supervisorial Dis	5794	1662	28.7		1223		1215								
Third Supervisorial Dist	6746	2600	38.5		1908		1898								
Fourth Supervisorial Dis	6789	2300	33.9		1680		1675								
Fifth Supervisorial Dist	3956	1339	33.8		976		960								
City Of Yuba City	26839	9070	33.8		6690		6646								

16	MBR CITY COUNCIL LIVE OAK														
	Registration	Ballots Cast	Turnout (%)		Mbr City Council Live Oak Vote for 2 JUDY K. RICHARDS	LAKHVIR S. GHAG	CHARLES (CHUCK) EPP	PAUL RUEBEN SINGH							
2 LO COMM VPCT 2	1039	444	42.7		195	143	218	109							
2 - Absentees	1039	274	26.4		131	66	135	78							
3 LO COMM VPCT 3	723	276	38.2		102	101	120	52							
3 - Absentees	723	167	23.1		75	65	84	31							
4 LO COMM VPCT 4	590	334	56.6		127	156	137	93							
4 - Absentees	590	127	21.5		51	41	56	31							
Precinct Totals	2352	1054	44.8		424	400	475	254							
Absentee Totals	2352	568	24.1		257	172	275	140							
Grand Totals	2352	1622	69.0		681	572	750	394							



***Grand Totals 16	MBR CITY COUNCIL LIVE OAK														
	Registration	Ballots Cast	Turnout (%)		Mbr City Council Live Oak Vote for 2 JUDY K. RICHARDS	LAKHVIR S. GHAG	CHARLES (CHUCK) EPP	PAUL RUEBEN SINGH							
Sutter County	2352	1622	69.0		681	572	750	394							
2nd Congressional Distri	2352	1622	69.0		681	572	750	394							
4th Senatorial District	2352	1622	69.0		681	572	750	394							
2nd Assembly District	2352	1622	69.0		681	572	750	394							
First Supervisorial Dist	2352	1622	69.0		681	572	750	394							
City Of Live Oak	2352	1622	69.0		681	572	750	394							

***Absentee Totals 16	MBR CITY COUNCIL LIVE OAK														
	Registration	Ballots Cast	Turnout (%)		Mbr City Council Live Oak Vote for 2 JUDY K. RICHARDS	LAKHVIR S. GHAG	CHARLES (CHUCK) EPP	PAUL RUEBEN SINGH							
Sutter County	2352	568	24.1		257	172	275	140							
2nd Congressional Distri	2352	568	24.1		257	172	275	140							
4th Senatorial District	2352	568	24.1		257	172	275	140							
2nd Assembly District	2352	568	24.1		257	172	275	140							
First Supervisorial Dist	2352	568	24.1		257	172	275	140							
City Of Live Oak	2352	568	24.1		257	172	275	140							

SUTTER COUNTY Statement of Votes
PRESIDENTIAL GENERAL ELECTION

17	DIRECTOR REC/PARKS DIST														
	Registration	Ballots Cast	Turnout (%)		Director Rec/Parks District (5) DAVID ROLUFS	JOANNE LOWE	VERNA H. HUGHES	JOSEPH O. KRIEG	CHARLES R. KIRKMAN	GARY W. SPANGLER	DENZIL SUTTER	BETTY V. TAYLOR	DON BERRY		
64 ENICO FD VPCT 64	408	222	54.4		120	52	69	39	109	165	40	98	44		
64 - Absentees	408	105	25.7		61	35	38	23	44	79	21	42	26		
65 RIO OSO VPCT 65	536	273	50.9		151	63	68	53	113	183	79	119	57		
65 - Absentees	536	143	26.7		82	26	34	26	69	96	38	56	24		
66 P GRO FD VPCT 66	125	39	31.2		17	9	12	8	17	29	10	12	6		
66 - Absentees	125	64	51.2		21	20	16	11	18	38	18	17	9		
67 P GRO FD VPCT 67	532	240	45.1		84	61	67	67	65	160	58	74	66		
67 - Absentees	532	142	26.7		63	35	36	30	56	95	41	48	61		
Precinct Totals	1601	774	48.3		372	185	216	167	304	537	187	303	173		
Absentee Totals	1601	454	28.4		227	116	124	90	187	308	118	163	120		
Grand Totals	1601	1228	76.7		599	301	340	257	491	845	305	466	293		

***Grand Totals 17	DIRECTOR REC/PARKS DIST														
	Registration	Ballots Cast	Turnout (%)		Director Rec/Parks District (5) DAVID ROLUFS	JOANNE LOWE	VERNA H. HUGHES	JOSEPH O. KRIEG	CHARLES R. KIRKMAN	GARY W. SPANGLER	DENZIL SUTTER	BETTY V. TAYLOR	DON BERRY		
Sutter County	1601	1228	76.7		599	301	340	257	491	845	305	466	293		
2nd Congressional Distri	1601	1228	76.7		599	301	340	257	491	845	305	466	293		
4th Senatorial District	1601	1228	76.7		599	301	340	257	491	845	305	466	293		
2nd Assembly District	1601	1228	76.7		599	301	340	257	491	845	305	466	293		
Fifth Supervisorial Dist	1601	1228	76.7		599	301	340	257	491	845	305	466	293		
Unincorporated Area	1601	1228	76.7		599	301	340	257	491	845	305	466	293		

***Absentee Totals 17	DIRECTOR REC/PARKS DIST														
	Registration	Ballots Cast	Turnout (%)		Director Rec/Parks District (5) DAVID ROLUFS	JOANNE LOWE	VERNA H. HUGHES	JOSEPH O. KRIEG	CHARLES R. KIRKMAN	GARY W. SPANGLER	DENZIL SUTTER	BETTY V. TAYLOR	DON BERRY		
Sutter County	1601	454	28.4		227	116	124	90	187	308	118	163	120		
2nd Congressional Distri	1601	454	28.4		227	116	124	90	187	308	118	163	120		
4th Senatorial District	1601	454	28.4		227	116	124	90	187	308	118	163	120		
2nd Assembly District	1601	454	28.4		227	116	124	90	187	308	118	163	120		
Fifth Supervisorial Dist	1601	454	28.4		227	116	124	90	187	308	118	163	120		
Unincorporated Area	1601	454	28.4		227	116	124	90	187	308	118	163	120		

60-A SURPLUS PROPERTY													
18	Registration	Ballots Cast	Turnout (%)	1A- PROTECTION LOCAL GOV REVENUES Yes	No	59 -PUBLIC RECORDS, OPEN MEETINGS Yes	No	60-ELECTION RIGHTS POLIT PARTIES Yes	No	60A-SURPLUS PROPERTY Yes	No		
1 ENCINAL VPCT 1	925	365	39.5	269	65	256	85	180	150	243	91		
1 - Absentees	925	344	37.2	272	42	247	62	170	127	253	55		
2 LO COMM VPCT 2	1039	445	42.8	338	85	330	88	264	141	274	138		
2 - Absentees	1039	279	26.9	197	40	194	43	155	78	177	60		
3 LO COMM VPCT 3	723	276	38.2	195	61	196	57	167	82	172	73		
3 - Absentees	723	167	23.1	117	36	124	27	85	65	113	37		
4 LO COMM VPCT 4	590	469	79.5	317	122	312	112	264	151	260	147		
4 - Absentees	590	125	21.2	91	13	83	17	79	19	77	20		
5 RED CROSS VPCT 5	775	295	38.1	221	54	211	63	171	97	201	65		
5 - Absentees	775	239	30.8	183	34	187	35	125	94	181	42		
6 RED CROSS VPCT 6	753	316	42.0	257	49	246	57	201	95	230	66		
6 - Absentees	753	264	35.1	217	31	190	51	152	84	213	29		
7 RED CROSS VPCT 7	547	170	31.1	116	38	127	29	97	58	118	35		
7 - Absentees	547	165	30.2	118	24	114	26	85	51	102	33		
8 RED CROSS VPCT 8	649	234	36.1	174	41	157	59	141	73	155	58		
8 - Absentees	649	136	21.0	118	7	102	18	73	43	94	28		
9 RED CROSS VPCT 9	161	99	61.5	72	22	78	17	56	38	65	27		
9 - Absentees	161	44	27.3	38	4	34	8	27	12	35	6		
10 D WAYNE VPCT 10	432	169	39.1	117	34	125	33	109	41	116	33		
10 - Absentees	432	161	37.3	131	12	120	20	97	36	110	26		
11 YC FAIR VPCT 11	889	266	29.9	192	50	197	42	163	74	161	72		
11 - Absentees	889	214	24.1	157	28	158	30	108	71	130	49		
12 YC FAIR VPCT 12	756	242	32.0	164	59	175	49	137	80	156	59		
12 - Absentees	756	221	29.2	155	40	153	40	127	64	148	41		
13 YC FAIR VPCT 13	1	1	100.0	1	0	1	0	0	1	1	0		
13 - Absentees	1	0	0.0	0	0	0	0	0	0	0	0		
14 YC FIRE #3 VPCT 14	889	359	40.4	262	66	255	73	196	126	246	76		
14 - Absentees	889	287	32.3	216	35	189	63	159	86	205	49		
15 N VALCAL VPCT 15	265	93	35.1	63	20	61	22	47	34	58	22		
15 - Absentees	265	96	36.2	79	10	73	16	55	29	78	11		
16 N VAL CAL VPCT 16	402	190	47.3	134	28	111	46	101	57	114	40		
16 - Absentees	402	107	26.6	80	16	73	23	59	35	77	18		
17 S ESTATES VPCT 17	603	183	30.3	129	34	134	31	107	53	122	34		
17 - Absentees	603	159	26.4	115	25	121	20	92	42	101	36		
18 B SCOUTS VPCT 18	830	298	35.9	211	63	208	65	158	105	198	70		
18 - Absentees	830	249	30.0	174	42	173	45	133	80	163	51		
19 LIBRARY VPCT 19	746	250	33.5	178	49	174	53	149	75	164	62		
19 - Absentees	746	214	28.7	159	33	168	21	127	55	150	36		
20 PARK SCH VPCT 20	600	233	38.8	167	45	161	44	127	72	151	54		
20 - Absentees	600	163	27.2	124	16	115	25	95	41	111	28		
21 MUNSON VPCT 21	55	20	36.4	15	4	14	5	11	8	15	4		
21 - Absentees	55	13	23.6	11	0	10	1	10	1	10	1		
22 MUNSON VPCT 22	487	224	46.0	165	46	177	35	131	74	158	48		
22 - Absentees	487	133	27.3	101	14	94	17	78	30	91	20		
23 E FREE VPCT 23	756	247	32.7	178	42	177	37	139	67	162	46		
23 - Absentees	756	263	34.8	196	34	191	28	141	66	176	35		
24 VET CTR VPCT 24	949	356	37.5	273	57	265	68	204	108	230	87		
24 - Absentees	949	338	35.6	267	41	255	49	199	97	252	51		
25 VET CTR VPCT 25	566	203	35.9	157	32	164	26	123	59	146	36		
25 - Absentees	566	225	39.8	182	22	167	37	133	58	160	32		
26 VET CTR VPCT 26	836	328	39.2	256	47	242	58	192	104	229	67		
26 - Absentees	836	325	38.9	260	39	250	40	194	79	254	30		
27 VET CTR VPCT 27	506	188	37.2	134	37	136	33	106	61	136	33		
27 - Absentees	506	220	43.5	175	27	162	41	149	48	163	39		
28 VET CTR VPCT 28	989	432	43.7	312	70	295	89	238	133	289	85		
28 - Absentees	989	394	39.8	313	50	293	68	238	115	297	65		
29 D PRADO VPCT 29	741	266	35.9	211	34	200	45	161	73	189	45		
29 - Absentees	741	291	39.3	220	33	222	29	180	57	222	34		
30 D PRADO VPCT 30	113	59	52.2	41	8	41	6	35	11	35	12		
30 - Absentees	113	48	42.5	33	6	31	8	27	9	31	9		
31 METH CHUR VPCT 31	483	179	37.1	133	30	133	30	93	62	116	41		
31 - Absentees	483	170	35.2	129	25	125	29	100	42	126	26		
32 METH CHUR VPCT 32	792	346	43.7	270	53	256	68	196	117	254	65		
32 - Absentees	792	286	36.1	221	33	219	40	166	83	196	55		
33 METH CHUR VPCT 33	239	97	40.6	66	23	67	21	57	27	78	12		
33 - Absentees	239	113	47.3	93	10	74	28	64	38	86	17		
34 YC FIRE #7 VPCT 34	520	218	41.9	173	32	155	46	130	75	150	53		
34 - Absentees	520	192	36.9	142	30	138	36	93	80	132	38		
35 VIC EST VPCT 35	797	331	41.5	224	58	212	60	191	77	193	71		

60-A SURPLUS PROPERTY												
18	Registration	Ballots Cast	Turnout (%)	1A- PROTECTION LOCAL GOV REVENUES Yes	No	59 -PUBLIC RECORDS, OPEN MEETINGS Yes	No	60-ELECTION RIGHTS POLIT PARTIES Yes	No	60A-SURPLUS PROPERTY Yes	No	
35 - Absentees	797	0	0.0	0	0	0	0	0	0	0	0	
36 ST ISIDORE VPCT 36	690	215	31.2	173	35	165	38	127	66	153	43	
36 - Absentees	690	265	38.4	203	32	204	38	154	72	193	38	
37 YC FIRE #4 VPCT 37	692	252	36.4	174	52	169	53	137	88	162	61	
37 - Absentees	692	256	37.0	210	31	196	43	155	69	210	27	
38 YC FIRE #4 VPCT 38	183	83	45.4	55	15	58	10	50	16	48	17	
38 - Absentees	183	52	28.4	40	8	38	9	25	17	35	9	
39 MOOSE VPCT 39	533	191	35.8	124	42	128	40	95	70	117	50	
39 - Absentees	533	189	35.5	129	39	132	35	106	58	120	44	
40 MOOSE VPCT 40	891	330	37.0	256	44	240	59	192	102	223	70	
40 - Absentees	891	312	35.0	241	38	239	39	171	90	212	51	
41 MOOSE VPCT 41	851	369	43.4	274	46	229	85	203	102	229	78	
41 - Absentees	851	286	33.6	227	43	226	41	184	79	193	69	
42 MOOSE VPCT 42	851	358	42.1	263	53	248	67	216	91	223	86	
42 - Absentees	851	259	30.4	194	38	194	37	156	67	181	42	
43 MOOSE VPCT 43	563	211	37.5	150	33	129	54	127	54	137	43	
43 - Absentees	563	226	40.1	162	42	165	37	136	62	165	34	
44 YC FIRE #3VPCT 44	411	152	37.0	114	18	105	26	88	37	103	24	
44 - Absentees	411	152	37.0	114	18	105	26	88	37	103	24	
45 YC FIRE #3 VPCT 45	180	55	30.6	47	5	27	25	26	26	44	6	
45 - Absentees	180	76	42.2	60	7	53	12	45	20	53	13	
46 N VAL CAL VPCT 46	958	443	46.2	346	64	328	77	259	133	302	89	
46 - Absentees	958	336	35.1	259	55	249	63	205	100	255	48	
47 N VAL CAL VPCT 47	647	286	44.2	217	42	209	48	166	88	206	48	
47 - Absentees	647	192	29.7	139	25	130	36	108	48	130	33	
48 N VAL CAL VPCT 48	178	89	50.0	61	18	61	18	44	36	45	33	
48 - Absentees	178	36	20.2	32	2	23	8	25	6	26	5	
49 ORCHID VPCT 49	944	375	39.7	263	74	248	89	200	132	254	72	
49 - Absentees	944	320	33.9	234	56	220	63	162	110	227	50	
50 OSW FD VPCT 50	620	271	43.7	203	52	195	55	160	84	189	59	
50 - Absentees	620	212	34.2	164	29	158	35	114	74	147	40	
51 REFORM VPCT 51	420	154	36.7	100	40	94	48	74	60	97	42	
51 - Absentees	420	142	33.8	111	24	99	34	77	55	108	24	
52 R VALLEY CHUR VPCT 52	555	200	36.0	133	51	148	36	104	76	134	49	
52 - Absentees	555	207	37.3	169	13	152	30	120	53	152	23	
53 CALVARY VPCT 53	397	105	26.4	80	17	84	12	63	32	73	22	
53 - Absentees	397	216	54.4	171	31	175	25	119	69	162	34	
54 MER SCH VPCT 54	410	184	44.9	144	33	142	30	103	66	129	44	
54 - Absentees	410	136	33.2	115	13	109	17	76	47	104	21	
55 SUTT HS VPCT 55	783	310	39.6	232	56	230	59	180	103	227	60	
55 - Absentees	783	266	34.0	195	46	197	48	133	102	187	58	
56 S YOUTH VPCT 56	619	276	44.6	208	49	195	58	158	92	184	69	
56 - Absentees	619	180	29.1	141	27	129	38	91	75	136	29	
57 S YOUTH VPCT 57	586	231	39.4	187	29	167	43	111	93	150	61	
57 - Absentees	586	192	32.8	137	31	134	36	97	66	136	37	
58 NAZARENE VPCT 58	633	270	42.7	192	50	192	44	162	74	190	45	
58 - Absentees	633	240	37.9	191	26	184	36	145	63	174	41	
59 NAZARENE VPCT 59	329	129	39.2	99	24	93	28	71	46	89	32	
59 - Absentees	329	121	36.8	95	10	87	18	63	39	90	13	
60 7 ADVENT VPCT 60	581	228	39.2	173	33	176	30	147	59	159	42	
60 - Absentees	581	236	40.6	189	28	187	26	148	55	175	28	
61 7 ADVENT VPCT 61	324	121	37.3	97	17	84	28	67	40	82	24	
61 - Absentees	324	105	32.4	81	10	76	16	60	28	78	16	
62 LINCREST VPCT 62	899	363	40.4	279	55	272	61	197	122	267	63	
62 - Absentees	899	338	37.6	280	44	275	46	200	106	264	52	
63 JOHNSON VPCT 63	654	234	35.8	169	46	179	39	134	74	157	53	
63 - Absentees	654	248	37.9	206	24	191	32	141	77	192	30	
64 ENICO FD VPCT 64	408	222	54.4	158	31	144	43	83	97	121	60	
64 - Absentees	408	105	25.7	79	17	68	29	50	43	66	25	
65 RIO OSO VPCT 65	536	274	51.1	203	51	178	79	126	124	189	62	
65 - Absentees	536	144	26.9	119	10	101	24	69	46	105	22	
66 P GRO FD VPCT 66	125	39	31.2	30	5	28	7	20	13	24	9	
66 - Absentees	125	65	52.0	52	10	47	14	34	26	50	12	
67 P GRO FD VPCT 67	532	239	44.9	161	62	161	60	109	109	152	64	
67 - Absentees	532	144	27.1	111	21	105	27	79	50	98	34	
68 MAIL BALLOT 68	119	0	0.0	0	0	0	0	0	0	0	0	
68 - Absentees	119	95	79.8	73	12	71	15	46	38	67	17	
69 MAIL BALLOT 69	106	0	0.0	0	0	0	0	0	0	0	0	
69 - Absentees	106	89	84.0	64	15	66	14	42	33	65	14	

60-A SURPLUS PROPERTY													
18	Registration	Ballots Cast	Turnout (%)	1A- PROTECTION LOCAL GOV REVENUES Yes	No	59 -PUBLIC RECORDS, OPEN MEETINGS Yes	No	60-ELECTION RIGHTS POLIT PARTIES Yes	No	60A-SURPLUS PROPERTY Yes	No		
70 MAIL BALLOT 70	228	0	0.0	0	0	0	0	0	0	0	0		
70 - Absentees	228	156	68.4	121	25	102	37	76	57	94	46		
71 MAIL BALLOT 71	9	0	0.0	0	0	0	0	0	0	0	0		
71 - Absentees	9	13	144.4	9	1	9	0	7	2	9	0		
72 MAIL BALLOT 72	111	0	0.0	0	0	0	0	0	0	0	0		
72 - Absentees	111	90	81.1	63	23	67	18	51	33	63	22		
73 MAIL BALLOT 73	76	0	0.0	0	0	0	0	0	0	0	0		
73 - Absentees	76	52	68.4	36	11	40	6	27	16	36	6		
74 MAIL BALLOT 74	8	0	0.0	0	0	0	0	0	0	0	0		
74 - Absentees	8	6	75.0	5	1	4	2	3	2	6	0		
75 MAIL BALLOT 75	12	0	0.0	0	0	0	0	0	0	0	0		
75 - Absentees	12	7	58.3	7	0	6	0	6	0	6	0		
76 MAIL BALLOT 76	96	0	0.0	0	0	0	0	0	0	0	0		
76 - Absentees	96	67	69.8	57	6	54	8	36	21	45	11		
77 MAIL BALLOT 77	12	0	0.0	0	0	0	0	0	0	0	0		
77 - Absentees	12	12	100.0	10	0	8	0	5	3	9	0		
78 MAIL BALLOT 78	9	0	0.0	0	0	0	0	0	0	0	0		
78 - Absentees	9	7	77.8	7	0	7	0	2	5	7	0		
79 MAIL BALLOT 79	1	0	0.0	0	0	0	0	0	0	0	0		
79 - Absentees	1	0	0.0	0	0	0	0	0	0	0	0		
80 MAIL BALLOT 80	84	0	0.0	0	0	0	0	0	0	0	0		
80 - Absentees	84	53	63.1	40	4	38	7	26	17	36	10		
81 MAIL BALLOT 81	200	0	0.0	0	0	0	0	0	0	0	0		
81 - Absentees	200	67	33.5	45	12	43	12	33	19	44	9		
82 MAIL BALLOT 82	62	0	0.0	0	0	0	0	0	0	0	0		
82 - Absentees	62	37	59.7	21	13	30	5	16	15	18	14		
83 MAIL BALLOT 83	151	0	0.0	0	0	0	0	0	0	0	0		
83 - Absentees	151	97	64.2	68	23	73	17	49	37	56	28		
84 MAIL BALLOT 84	0	0	n/a	0	0	0	0	0	0	0	0		
84 - Absentees	0	0	n/a	0	0	0	0	0	0	0	0		
85 MAIL BALLOT 85	92	0	0.0	0	0	0	0	0	0	0	0		
85 - Absentees	92	59	64.1	45	9	51	3	34	18	44	9		
86 MAIL BALLOT 86	207	0	0.0	0	0	0	0	0	0	0	0		
86 - Absentees	207	163	78.7	131	21	129	24	103	45	128	20		
87 MAIL BALLOT 87	10	0	0.0	0	0	0	0	0	0	0	0		
87 - Absentees	10	9	90.0	8	1	6	1	5	2	4	3		
88 MAIL BALLOT 88	25	0	0.0	0	0	0	0	0	0	0	0		
88 - Absentees	25	28	112.0	21	6	22	5	20	7	22	5		
89 MAIL BALLOT 89	50	0	0.0	0	0	0	0	0	0	0	0		
89 - Absentees	50	36	72.0	33	3	26	10	19	17	30	6		
90 MAIL BALLOT 90	78	0	0.0	0	0	0	0	0	0	0	0		
90 - Absentees	78	53	67.9	39	11	33	16	21	26	36	13		
91 MAIL BALLOT 91	32	0	0.0	0	0	0	0	0	0	0	0		
91 - Absentees	32	24	75.0	18	4	18	5	18	4	18	4		
92 MAIL BALLOT 92	3	0	0.0	0	0	0	0	0	0	0	0		
92 - Absentees	3	3	100.0	2	0	2	0	2	0	2	0		
93 MAIL BALLOT 93	3	0	0.0	0	0	0	0	0	0	0	0		
93 - Absentees	3	12	400.0	8	2	11	0	7	4	10	0		
94 MAIL BALLOT 94	153	0	0.0	0	0	0	0	0	0	0	0		
94 - Absentees	153	104	68.0	92	7	80	18	62	35	80	14		
95 MAIL BALLOT 95	217	0	0.0	0	0	0	0	0	0	0	0		
95 - Absentees	217	169	77.9	140	17	132	26	83	67	120	31		
96 MAIL BALLOT 96	73	0	0.0	0	0	0	0	0	0	0	0		
96 - Absentees	73	59	80.8	42	13	43	11	33	20	45	9		
97 MAIL BALLOT 97	154	0	0.0	0	0	0	0	0	0	0	0		
97 - Absentees	154	128	83.1	95	20	93	22	78	32	94	19		
98 MAIL BALLOT 98	207	0	0.0	0	0	0	0	0	0	0	0		
98 - Absentees	207	145	70.0	101	34	106	25	78	48	101	27		
99 MAIL BALLOT 99	25	0	0.0	0	0	0	0	0	0	0	0		
99 - Absentees	25	15	60.0	15	0	13	2	8	7	12	3		
100 MAIL BALLOT 100	104	0	0.0	0	0	0	0	0	0	0	0		
100 - Absentees	104	65	62.5	47	13	46	12	33	26	48	9		
101 MAIL BALLOT 101	288	0	0.0	0	0	0	0	0	0	0	0		
101 - Absentees	288	259	89.9	193	39	182	50	135	85	175	50		
Precinct Totals	42392	15706	37.0	11553	2808	11155	3110	8837	5077	10430	3530		
Absentee Totals	42392	15078	35.6	11590	2046	11108	2430	8475	4565	10771	2532		
Grand Totals	42392	30784	72.6	23143	4854	22263	5540	17312	9642	21201	6062		

A vertical bar chart consisting of 18 segments. The segments alternate between white and light gray, starting with a white segment at the top. The segments are of varying heights, with the top segment being the tallest and the bottom segment being the shortest. The bar is positioned on the left side of the page.

A vertical bar chart consisting of 18 segments. The segments alternate in color, starting with a white segment at the top, followed by a light gray segment, and continuing this pattern down to the bottom. The segments are of varying heights, with the top segment being the tallest and the bottom segment being the shortest. The bar is outlined in black.

A vertical bar chart consisting of 15 segments. The segments alternate in color, starting with a white segment at the top, followed by a light gray segment, and continuing this pattern down to the bottom. The segments are of varying heights, with the top segment being the tallest and the bottom segment being the shortest. The bar is outlined in black.

***Grand Totals	60-A SURPLUS PROPERTY														
18															
	Registration	Ballots Cast	Turnout (%)	1A- PROTECTION LOCAL GOV REVENUES		59 -PUBLIC RECORDS, OPEN MEETINGS		60-ELECTION RIGHTS POLIT PARTIES		60A -SURPLUS PROPERTY					
				Yes	No	Yes	No	Yes	No	Yes	No				
Sutter County	42392	30784	72.6	23143	4854	22263	5540	17312	9642	21201	6062				
2nd Congressional Distri	42392	30784	72.6	23143	4854	22263	5540	17312	9642	21201	6062				
4th Senatorial District	42392	30784	72.6	23143	4854	22263	5540	17312	9642	21201	6062				
2nd Assembly District	42392	30784	72.6	23143	4854	22263	5540	17312	9642	21201	6062				
First Supervisorial Dist	7460	5426	72.7	4064	918	3920	1023	3030	1781	3643	1205				
Second Supervisorial Dis	5795	3637	62.8	2620	637	2638	593	2051	1079	2393	760				
Third Supervisorial Dist	10210	7840	76.8	6021	1151	5782	1362	4469	2441	5588	1455				
Fourth Supervisorial Dis	9413	6732	71.5	5062	1006	4880	1138	3904	1921	4615	1258				
Fifth Supervisorial Dist	9514	7149	75.1	5376	1142	5043	1424	3858	2420	4962	1384				
City Of Yuba City	26839	19067	71.0	14320	2918	13757	3371	10943	5653	13103	3670				
City Of Live Oak	2352	1761	74.9	1255	357	1239	344	1014	536	1073	475				
Unincorporated Area	13201	9956	75.4	7568	1579	7267	1825	5355	3453	7025	1917				

***Absentee Totals	60-A SURPLUS PROPERTY														
18															
	Registration	Ballots Cast	Turnout (%)		1A- PROTECTION LOCAL GOV REVENUES Yes	No		59 -PUBLIC RECORDS, OPEN MEETINGS Yes	No		60-ELECTION RIGHTS POLIT PARTIES Yes	No		60A -SURPLUS PROPERTY Yes	No
Sutter County	42392	15078	35.6		11590	2046		11108	2430		8475	4565		10771	2532
2nd Congressional Distri	42392	15078	35.6		11590	2046		11108	2430		8475	4565		10771	2532
4th Senatorial District	42392	15078	35.6		11590	2046		11108	2430		8475	4565		10771	2532
2nd Assembly District	42392	15078	35.6		11590	2046		11108	2430		8475	4565		10771	2532
First Supervisorial Dist	7460	2588	34.7		1988	347		1882	423		1380	855		1809	472
Second Supervisorial Dis	5795	1673	28.9		1220	245		1220	232		929	470		1105	311
Third Supervisorial Dist	10210	3967	38.9		3091	510		2946	646		2278	1181		2912	636
Fourth Supervisorial Dis	9413	3539	37.6		2728	487		2673	530		2056	1004		2537	574
Fifth Supervisorial Dist	9514	3311	34.8		2563	457		2387	599		1832	1055		2408	539
City Of Yuba City	26839	9141	34.1		6997	1218		6706	1452		5250	2596		6489	1521
City Of Live Oak	2352	571	24.3		405	89		401	87		319	162		367	117
Unincorporated Area	13201	5366	40.6		4188	739		4001	891		2906	1807		3915	894

19	63 MENTAL HEALTH SERVICE EXPANSION, FUNDING														
	Registration	Ballots Cast	Turnout (%)	61- CHILDREN'S HOSPITAL		62- ELECTIONS. PRIMARIES		63-MENTAL HEALTH SERVICE EXPANSION, FUNDING							
				Yes	No	Yes	No	Yes	No	Yes	No				
1 ENCINAL VPCT 1	925	365	39.5	141	202	123	217	114	234						
1 - Absentees	925	345	37.3	129	185	153	159	101	220						
2 LO COMM VPCT 2	1039	445	42.8	244	180	160	254	200	221						
2 - Absentees	1039	275	26.5	122	123	120	124	105	141						
3 LO COMM VPCT 3	723	276	38.2	158	103	100	151	104	152						
3 - Absentees	723	165	22.8	75	77	64	85	69	81						
4 LO COMM VPCT 4	590	470	79.7	256	180	180	252	224	214						
4 - Absentees	590	125	21.2	68	36	47	57	53	55						
5 RED CROSS VPCT 5	775	295	38.1	144	137	111	167	112	167						
5 - Absentees	775	239	30.8	107	118	98	125	108	115						
6 RED CROSS VPCT 6	753	316	42.0	123	182	92	212	95	212						
6 - Absentees	753	262	34.8	114	135	108	138	100	153						
7 RED CROSS VPCT 7	547	170	31.1	79	85	64	90	69	91						
7 - Absentees	547	164	30.0	71	73	66	74	73	72						
8 RED CROSS VPCT 8	649	234	36.1	119	104	102	115	110	113						
8 - Absentees	649	135	20.8	52	74	58	69	67	61						
9 RED CROSS VPCT 9	161	99	61.5	46	48	37	58	33	62						
9 - Absentees	161	44	27.3	26	16	20	20	17	25						
10 D WAYNE VPCT 10	432	169	39.1	69	92	67	89	72	86						
10 - Absentees	432	161	37.3	65	73	68	66	73	69						
11 YC FAIR VPCT 11	889	266	29.9	173	73	96	146	132	115						
11 - Absentees	889	211	23.7	116	74	105	82	104	86						
12 YC FAIR VPCT 12	756	242	32.0	123	108	91	136	99	128						
12 - Absentees	756	221	29.2	79	125	76	129	75	133						
13 YC FAIR VPCT 13	1	1	100.0	1	0	1	0	0	1						
13 - Absentees	1	0	0.0	0	0	0	0	0	0						
14 YC FIRE #3 VPCT 14	889	360	40.5	164	178	120	213	140	199						
14 - Absentees	889	285	32.1	116	148	104	147	95	164						
15 N VALCAL VPCT 15	265	93	35.1	30	57	33	49	23	62						
15 - Absentees	265	96	36.2	33	59	35	55	27	66						
16 N VAL CAL VPCT 16	402	190	47.3	80	90	75	85	63	107						
16 - Absentees	402	107	26.6	34	62	37	59	22	75						
17 S ESTATES VPCT 17	603	183	30.3	96	73	63	103	91	78						
17 - Absentees	603	158	26.2	75	66	71	62	64	77						
18 B SCOUTS VPCT 18	830	298	35.9	135	149	116	160	122	153						
18 - Absentees	830	249	30.0	92	127	105	111	98	126						
19 LIBRARY VPCT 19	746	250	33.5	118	115	94	133	109	125						
19 - Absentees	746	214	28.7	92	100	82	108	90	105						
20 PARK SCH VPCT 20	600	233	38.8	106	114	89	126	85	137						
20 - Absentees	600	163	27.2	66	78	67	72	63	80						
21 MUNSON VPCT 21	55	20	36.4	10	9	10	9	9	10						
21 - Absentees	55	14	25.5	7	5	5	6	3	9						
22 MUNSON VPCT 22	487	224	46.0	76	138	58	155	68	146						
22 - Absentees	487	130	26.7	47	70	46	68	45	73						
23 E FREE VPCT 23	756	246	32.5	109	114	78	141	88	133						
23 - Absentees	756	263	34.8	115	120	91	135	104	124						
24 VET CTR VPCT 24	949	356	37.5	143	188	120	206	113	222						
24 - Absentees	949	338	35.6	111	200	116	183	116	195						
25 VET CTR VPCT 25	566	203	35.9	66	123	67	124	60	132						
25 - Absentees	566	223	39.4	78	125	94	103	77	134						
26 VET CTR VPCT 26	836	328	39.2	110	199	98	206	101	209						
26 - Absentees	836	325	38.9	110	177	135	157	109	190						
27 VET CTR VPCT 27	506	188	37.2	57	120	48	125	48	129						
27 - Absentees	506	220	43.5	68	136	69	134	65	137						
28 VET CTR VPCT 28	989	432	43.7	180	218	126	253	149	244						
28 - Absentees	989	394	39.8	164	203	147	216	137	234						
29 D PRADO VPCT 29	741	266	35.9	114	138	93	148	94	154						
29 - Absentees	741	290	39.1	92	164	95	163	99	160						
30 D PRADO VPCT 30	113	59	52.2	30	25	17	32	30	22						
30 - Absentees	113	48	42.5	21	17	18	19	24	18						
31 METH CHUR VPCT 31	483	179	37.1	55	109	52	110	52	117						
31 - Absentees	483	170	35.2	55	94	45	103	51	100						
32 METH CHUR VPCT 32	792	346	43.7	121	204	114	209	109	220						
32 - Absentees	792	285	36.0	89	169	97	162	87	179						
33 METH CHUR VPCT 33	239	97	40.6	39	50	40	49	29	62						
33 - Absentees	239	112	46.9	40	63	37	65	41	62						
34 YC FIRE #7 VPCT 34	520	218	41.9	93	115	68	137	61	151						
34 - Absentees	520	192	36.9	52	120	62	110	45	131						
35 VIC EST VPCT 35	797	331	41.5	170	115	144	125	114	163						

63-MENTAL HEALTH SERVICE EXPANSION, FUNDING														
19	Registration	Ballots Cast	Turnout (%)		61- CHILDREN'S HOSPITAL Yes	No		62- ELECTIONS. PRIMARIES Yes	No		63-MENTAL HEALTH SERVICE EXPANSION, FUNDING Yes	No		
35 - Absentees	797	0	0.0		0	0		0	0		0	0		
36 ST ISIDORE VPCT 36	690	215	31.2		77	128		84	116		71	134		
36 - Absentees	690	264	38.3		100	140		95	145		93	148		
37 YC FIRE #4 VPCT 37	692	252	36.4		110	125		77	152		85	147		
37 - Absentees	692	256	37.0		115	130		112	126		98	142		
38 YC FIRE #4 VPCT 38	183	83	45.4		40	34		26	44		34	37		
38 - Absentees	183	52	28.4		11	36		19	25		20	29		
39 MOOSE VPCT 39	533	191	35.8		82	95		56	116		59	117		
39 - Absentees	533	188	35.3		64	111		62	105		54	117		
40 MOOSE VPCT 40	891	331	37.1		167	140		130	171		129	176		
40 - Absentees	891	311	34.9		138	142		116	154		132	153		
41 MOOSE VPCT 41	851	369	43.4		158	160		104	208		128	195		
41 - Absentees	851	284	33.4		112	158		122	141		118	149		
42 MOOSE VPCT 42	851	358	42.1		192	133		133	173		146	178		
42 - Absentees	851	257	30.2		109	124		112	117		91	144		
43 MOOSE VPCT 43	563	211	37.5		95	103		76	116		77	119		
43 - Absentees	563	225	40.0		80	127		84	119		83	123		
44 YC FIRE #3VPCT 44	411	152	37.0		56	86		46	90		50	91		
44 - Absentees	411	152	37.0		44	88		57	70		53	81		
45 YC FIRE #3 VPCT 45	180	55	30.6		28	26		24	27		22	31		
45 - Absentees	180	76	42.2		20	47		26	40		32	35		
46 N VAL CAL VPCT 46	958	443	46.2		190	223		155	249		179	231		
46 - Absentees	958	336	35.1		111	198		132	177		143	171		
47 N VAL CAL VPCT 47	647	286	44.2		106	155		107	150		98	166		
47 - Absentees	647	191	29.5		79	90		92	77		85	83		
48 N VAL CAL VPCT 48	178	89	50.0		29	53		22	59		35	47		
48 - Absentees	178	35	19.7		9	24		18	12		13	19		
49 ORCHID VPCT 49	944	375	39.7		136	204		134	209		101	248		
49 - Absentees	944	319	33.8		124	162		113	167		109	177		
50 OSW FD VPCT 50	620	272	43.9		121	134		104	146		107	154		
50 - Absentees	620	210	33.9		61	129		80	109		61	132		
51 REFORM VPCT 51	420	154	36.7		60	87		47	99		52	97		
51 - Absentees	420	142	33.8		53	82		51	82		59	77		
52 R VALLEY CHUR VPCT 52	555	200	36.0		69	121		51	139		61	130		
52 - Absentees	555	207	37.3		72	116		75	111		89	98		
53 CALVARY VPCT 53	397	105	26.4		24	74		38	59		33	65		
53 - Absentees	397	214	53.9		73	128		73	129		63	140		
54 MER SCH VPCT 54	410	184	44.9		59	115		53	120		45	132		
54 - Absentees	410	136	33.2		38	87		52	76		38	91		
55 SUTT HS VPCT 55	783	310	39.6		111	181		95	194		105	192		
55 - Absentees	783	267	34.1		75	169		81	159		74	172		
56 S YOUTH VPCT 56	619	276	44.6		105	156		82	173		83	180		
56 - Absentees	619	179	28.9		53	114		65	107		49	121		
57 S YOUTH VPCT 57	586	231	39.4		84	136		71	144		66	148		
57 - Absentees	586	192	32.8		66	106		74	97		59	112		
58 NAZARENE VPCT 58	633	269	42.5		85	162		86	158		70	181		
58 - Absentees	633	239	37.8		77	144		86	134		78	148		
59 NAZARENE VPCT 59	329	129	39.2		35	89		36	86		21	103		
59 - Absentees	329	121	36.8		24	80		33	73		32	73		
60 7 ADVENT VPCT 60	581	228	39.2		90	119		71	136		86	126		
60 - Absentees	581	236	40.6		84	129		88	121		65	150		
61 7 ADVENT VPCT 61	324	121	37.3		55	60		44	67		59	55		
61 - Absentees	324	105	32.4		39	54		36	52		41	56		
62 LINCREST VPCT 62	899	364	40.5		122	223		105	229		129	212		
62 - Absentees	899	337	37.5		112	210		121	196		124	199		
63 JOHNSON VPCT 63	654	235	35.9		92	129		90	129		87	133		
63 - Absentees	654	252	38.5		82	155		100	137		92	148		
64 ENICO FD VPCT 64	408	222	54.4		78	118		77	114		83	116		
64 - Absentees	408	105	25.7		26	72		41	54		33	66		
65 RIO OSO VPCT 65	536	274	51.1		87	169		76	182		66	193		
65 - Absentees	536	143	26.7		34	93		52	76		37	94		
66 P GRO FD VPCT 66	125	39	31.2		10	24		12	21		10	25		
66 - Absentees	125	64	51.2		20	42		25	37		19	43		
67 P GRO FD VPCT 67	532	240	45.1		83	142		78	141		68	158		
67 - Absentees	532	143	26.9		43	88		46	83		36	96		
68 MAIL BALLOT 68	119	0	0.0		0	0		0	0		0	0		
68 - Absentees	119	95	79.8		31	59		32	58		16	73		
69 MAIL BALLOT 69	106	0	0.0		0	0		0	0		0	0		
69 - Absentees	106	88	83.0		27	54		30	48		26	53		

63 MENTAL HEALTH SERVICE EXPANSION, FUNDING														
19	Registration	Ballots Cast	Turnout (%)		61- CHILDREN'S HOSPITAL Yes	No		62- ELECTIONS. PRIMARIES Yes	No		63-MENTAL HEALTH SERVICE EXPANSION, FUNDING Yes	No		
70 MAIL BALLOT 70	228	0	0.0		0	0		0	0		0	0		
70 - Absentees	228	155	68.0		65	79		60	81		67	77		
71 MAIL BALLOT 71	9	0	0.0		0	0		0	0		0	0		
71 - Absentees	9	13	144.4		4	6		6	4		8	1		
72 MAIL BALLOT 72	111	0	0.0		0	0		0	0		0	0		
72 - Absentees	111	90	81.1		37	49		27	57		25	60		
73 MAIL BALLOT 73	76	0	0.0		0	0		0	0		0	0		
73 - Absentees	76	51	67.1		24	21		20	24		14	34		
74 MAIL BALLOT 74	8	0	0.0		0	0		0	0		0	0		
74 - Absentees	8	6	75.0		2	4		2	4		1	5		
75 MAIL BALLOT 75	12	0	0.0		0	0		0	0		0	0		
75 - Absentees	12	7	58.3		5	2		2	4		2	5		
76 MAIL BALLOT 76	96	0	0.0		0	0		0	0		0	0		
76 - Absentees	96	67	69.8		30	33		27	34		34	33		
77 MAIL BALLOT 77	12	0	0.0		0	0		0	0		0	0		
77 - Absentees	12	12	100.0		0	10		2	6		2	8		
78 MAIL BALLOT 78	9	0	0.0		0	0		0	0		0	0		
78 - Absentees	9	7	77.8		2	5		4	3		0	7		
79 MAIL BALLOT 79	1	0	0.0		0	0		0	0		0	0		
79 - Absentees	1	0	0.0		0	0		0	0		0	0		
80 MAIL BALLOT 80	84	0	0.0		0	0		0	0		0	0		
80 - Absentees	84	53	63.1		22	25		22	24		24	23		
81 MAIL BALLOT 81	200	0	0.0		0	0		0	0		0	0		
81 - Absentees	200	65	32.5		28	27		33	22		27	30		
82 MAIL BALLOT 82	62	0	0.0		0	0		0	0		0	0		
82 - Absentees	62	37	59.7		19	17		12	22		18	18		
83 MAIL BALLOT 83	151	0	0.0		0	0		0	0		0	0		
83 - Absentees	151	96	63.6		40	52		31	62		36	57		
84 MAIL BALLOT 84	0	0	n/a		0	0		0	0		0	0		
84 - Absentees	0	0	n/a		0	0		0	0		0	0		
85 MAIL BALLOT 85	92	0	0.0		0	0		0	0		0	0		
85 - Absentees	92	56	60.9		20	33		25	30		19	37		
86 MAIL BALLOT 86	207	0	0.0		0	0		0	0		0	0		
86 - Absentees	207	164	79.2		57	96		68	84		61	95		
87 MAIL BALLOT 87	10	0	0.0		0	0		0	0		0	0		
87 - Absentees	10	9	90.0		3	6		2	5		3	6		
88 MAIL BALLOT 88	25	0	0.0		0	0		0	0		0	0		
88 - Absentees	25	28	112.0		11	17		12	16		6	22		
89 MAIL BALLOT 89	50	0	0.0		0	0		0	0		0	0		
89 - Absentees	50	37	74.0		14	23		20	17		12	25		
90 MAIL BALLOT 90	78	0	0.0		0	0		0	0		0	0		
90 - Absentees	78	53	67.9		19	30		21	27		16	32		
91 MAIL BALLOT 91	32	0	0.0		0	0		0	0		0	0		
91 - Absentees	32	24	75.0		7	17		7	16		6	17		
92 MAIL BALLOT 92	3	0	0.0		0	0		0	0		0	0		
92 - Absentees	3	3	100.0		2	0		0	2		2	0		
93 MAIL BALLOT 93	3	0	0.0		0	0		0	0		0	0		
93 - Absentees	3	11	366.7		2	8		2	9		3	8		
94 MAIL BALLOT 94	153	0	0.0		0	0		0	0		0	0		
94 - Absentees	153	102	66.7		39	57		32	64		37	58		
95 MAIL BALLOT 95	217	0	0.0		0	0		0	0		0	0		
95 - Absentees	217	168	77.4		70	86		68	87		60	100		
96 MAIL BALLOT 96	73	0	0.0		0	0		0	0		0	0		
96 - Absentees	73	59	80.8		28	28		20	35		15	40		
97 MAIL BALLOT 97	154	0	0.0		0	0		0	0		0	0		
97 - Absentees	154	128	83.1		40	78		35	86		43	77		
98 MAIL BALLOT 98	207	0	0.0		0	0		0	0		0	0		
98 - Absentees	207	144	69.6		52	81		57	74		43	93		
99 MAIL BALLOT 99	25	0	0.0		0	0		0	0		0	0		
99 - Absentees	25	15	60.0		3	11		10	4		4	11		
100 MAIL BALLOT 100	104	0	0.0		0	0		0	0		0	0		
100 - Absentees	104	65	62.5		21	38		24	34		22	39		
101 MAIL BALLOT 101	288	0	0.0		0	0		0	0		0	0		
101 - Absentees	288	258	89.6		126	115		100	131		92	146		
Precinct Totals	42392	15711	37.1		6614	8039		5337	9002		5567	9088		
Absentee Totals	42392	15027	35.4		5579	8154		5693	7848		5324	8527		
Grand Totals	42392	30738	72.5		12193	16193		11030	16850		10891	17615		


A vertical bar chart consisting of 18 segments. The segments alternate in color, starting with a white segment at the top, followed by a light gray segment, and continuing this pattern down to the bottom. The segments are of varying heights, with the top segment being the tallest and the bottom segment being the shortest. The bar is outlined in black.

A vertical bar chart consisting of 18 segments. The segments alternate in color, starting with a white segment at the top, followed by a light gray segment, and continuing this pattern down to the bottom. The segments are of varying heights, with the top segment being the tallest and the bottom segment being the shortest. The bar is outlined in black.

A vertical bar chart consisting of 18 segments. The segments alternate between white and light gray, starting with a white segment at the top and ending with a light gray segment at the bottom. The segments are of varying heights, with the top segment being the tallest and the bottom segment being the shortest.

Segment	Color
1	White
2	Light Gray
3	White
4	Light Gray
5	White
6	Light Gray
7	White
8	Light Gray
9	White
10	Light Gray
11	White
12	Light Gray
13	White
14	Light Gray
15	White
16	Light Gray
17	White
18	Light Gray

***Grand Totals 19	63 MENTAL HEALTH SERVICE EXPANSION, FUNDING													
	Registration	Ballots Cast	Turnout (%)	61- CHILDREN'S HOSPITAL		62- ELECTIONS. PRIMARIES		63-MENTAL HEALTH SERVICE EXPANSION, FUNDING						
				Yes	No	Yes	No	Yes	No	Yes	No			
Sutter County	42392	30738	72.5	12193	16193	11030	16850	10891	17615					
2nd Congressional Distri	42392	30738	72.5	12193	16193	11030	16850	10891	17615					
4th Senatorial District	42392	30738	72.5	12193	16193	11030	16850	10891	17615					
2nd Assembly District	42392	30738	72.5	12193	16193	11030	16850	10891	17615					
First Supervisorial Dist	7460	5414	72.6	2466	2577	2081	2881	2115	2942					
Second Supervisorial Dis	5795	3630	62.6	1657	1680	1360	1907	1467	1864					
Third Supervisorial Dist	10210	7836	76.7	2766	4478	2611	4544	2499	4814					
Fourth Supervisorial Dis	9413	6713	71.3	2727	3434	2424	3591	2356	3812					
Fifth Supervisorial Dist	9514	7145	75.1	2577	4024	2554	3927	2454	4183					
City Of Yuba City	26839	19036	70.9	7813	9721	6913	10239	6986	10581					
City Of Live Oak	2352	1756	74.7	923	699	671	923	755	864					
Unincorporated Area	13201	9946	75.3	3457	5773	3446	5688	3150	6170					



***Absentee Totals 19	63 MENTAL HEALTH SERVICE EXPANSION, FUNDING															
	Registration	Ballots Cast	Turnout (%)	61- CHILDREN'S HOSPITAL		62- ELECTIONS. PRIMARIES		63-MENTAL HEALTH SERVICE EXPANSION, FUNDING								
				Yes	No	Yes	No	Yes	No	Yes	No					
Sutter County	42392	15027	35.4	5579	8154			5693	7848			5324	8527			
2nd Congressional Distri	42392	15027	35.4	5579	8154			5693	7848			5324	8527			
4th Senatorial District	42392	15027	35.4	5579	8154			5693	7848			5324	8527			
2nd Assembly District	42392	15027	35.4	5579	8154			5693	7848			5324	8527			
First Supervisorial Dist	7460	2575	34.5	1087	1264			1045	1276			982	1390			
Second Supervisorial Dis	5795	1667	28.8	710	787			664	798			664	838			
Third Supervisorial Dist	10210	3963	38.8	1330	2280			1416	2175			1293	2370			
Fourth Supervisorial Dis	9413	3520	37.4	1347	1897			1319	1864			1244	2016			
Fifth Supervisorial Dist	9514	3302	34.7	1105	1926			1249	1735			1141	1913			
City Of Yuba City	26839	9109	33.9	3504	4790			3489	4657			3393	4962			
City Of Live Oak	2352	565	24.0	265	236			231	266			227	277			
Unincorporated Area	13201	5353	40.5	1810	3128			1973	2925			1704	3288			

67 EMERGENCY MEDICAL SV TELEPHONE SURCHARGE													
20	Registration	Ballots Cast	Turnout (%)	64- LIMITS ON PRIVATE ENFORCEMENT Yes	No	65- LOCAL GOVT FUNDS, REVENUES Yes	No	66- LIMITATIONS ON "THRE STRIKES" LAW Yes	No	67- EMERGENCY MEDICAL SV TELEPHONE SURCHARGE Yes	No		
1 ENCINAL VPCT 1	925	365	39.5	234	111	119	205	89	257		41	300	
1 - Absentees	925	345	37.3	223	90	82	201	119	195		44	263	
2 LO COMM VPCT 2	1039	445	42.8	228	190	141	259	175	244		93	323	
2 - Absentees	1039	275	26.5	154	92	93	141	118	126		42	199	
3 LO COMM VPCT 3	723	276	38.2	158	98	103	149	109	151		67	188	
3 - Absentees	723	165	22.8	87	62	56	84	72	77		32	116	
4 LO COMM VPCT 4	590	470	79.7	234	196	144	274	234	210		76	350	
4 - Absentees	590	125	21.2	54	51	42	54	64	40		28	71	
5 RED CROSS VPCT 5	775	295	38.1	194	86	102	162	96	190		40	240	
5 - Absentees	775	239	30.8	132	90	82	130	103	125		52	174	
6 RED CROSS VPCT 6	753	316	42.0	210	95	94	199	91	220		42	264	
6 - Absentees	753	262	34.8	160	82	72	165	102	146		45	199	
7 RED CROSS VPCT 7	547	170	31.1	95	61	56	88	65	97		20	140	
7 - Absentees	547	164	30.0	86	52	45	81	70	76		29	113	
8 RED CROSS VPCT 8	649	234	36.1	126	93	78	127	80	138		41	171	
8 - Absentees	649	135	20.8	80	42	47	75	63	65		19	106	
9 RED CROSS VPCT 9	161	99	61.5	66	29	39	53	31	65		9	86	
9 - Absentees	161	44	27.3	31	11	10	26	18	22		10	29	
10 D WAYNE VPCT 10	432	169	39.1	104	52	53	94	67	95		29	126	
10 - Absentees	432	161	37.3	95	45	52	78	80	61		35	101	
11 YC FAIR VPCT 11	889	266	29.9	131	111	96	133	131	120		70	171	
11 - Absentees	889	211	23.7	106	79	77	95	130	67		53	135	
12 YC FAIR VPCT 12	756	242	32.0	130	96	78	134	86	142		55	167	
12 - Absentees	756	221	29.2	136	63	62	118	69	131		34	163	
13 YC FAIR VPCT 13	1	1	100.0	1	0	0	1	0	1		0	1	
13 - Absentees	1	0	0.0	0	0	0	0	0	0		0	0	
14 YC FIRE #3 VPCT 14	889	360	40.5	209	121	99	211	115	228		55	282	
14 - Absentees	889	285	32.1	164	89	93	149	104	165		34	219	
15 N VALCAL VPCT 15	265	93	35.1	56	27	21	59	32	59		14	72	
15 - Absentees	265	96	36.2	67	25	28	49	36	57		15	75	
16 N VAL CAL VPCT 16	402	190	47.3	102	61	58	101	58	110		43	127	
16 - Absentees	402	107	26.6	66	30	43	49	47	51		15	83	
17 S ESTATES VPCT 17	603	183	30.3	108	58	51	105	79	94		36	128	
17 - Absentees	603	158	26.2	85	49	48	85	79	62		43	97	
18 B SCOUTS VPCT 18	830	298	35.9	153	120	112	148	111	173		45	231	
18 - Absentees	830	249	30.0	133	83	74	136	101	120		46	172	
19 LIBRARY VPCT 19	746	250	33.5	149	79	94	132	99	141		38	193	
19 - Absentees	746	214	28.7	129	64	57	118	91	101		21	169	
20 PARK SCH VPCT 20	600	233	38.8	132	82	86	112	85	134		41	170	
20 - Absentees	600	163	27.2	99	44	48	82	68	75		33	101	
21 MUNSON VPCT 21	55	20	36.4	10	9	4	15	4	15		1	18	
21 - Absentees	55	14	25.5	9	3	3	7	4	8		1	10	
22 MUNSON VPCT 22	487	224	46.0	147	69	61	145	62	155		19	193	
22 - Absentees	487	130	26.7	83	34	37	73	52	63		16	97	
23 E FREE VPCT 23	756	246	32.5	160	60	63	145	75	157		34	191	
23 - Absentees	756	263	34.8	160	66	56	149	105	133		56	174	
24 VET CTR VPCT 24	949	356	37.5	235	93	97	212	91	242		45	280	
24 - Absentees	949	338	35.6	214	93	105	186	116	196		47	263	
25 VET CTR VPCT 25	566	203	35.9	141	48	73	101	49	140		26	161	
25 - Absentees	566	223	39.4	152	57	69	120	62	143		35	164	
26 VET CTR VPCT 26	836	328	39.2	217	91	97	187	90	218		41	262	
26 - Absentees	836	325	38.9	222	75	87	187	136	168		51	240	
27 VET CTR VPCT 27	506	188	37.2	119	54	42	119	41	135		15	155	
27 - Absentees	506	220	43.5	152	50	64	128	60	143		34	169	
28 VET CTR VPCT 28	989	432	43.7	251	131	121	244	128	272		70	317	
28 - Absentees	989	394	39.8	242	121	115	228	138	230		71	292	
29 D PRADO VPCT 29	741	266	35.9	164	73	85	145	90	156		31	211	
29 - Absentees	741	290	39.1	187	67	73	166	112	149		45	200	
30 D PRADO VPCT 30	113	59	52.2	36	13	21	27	17	34		12	38	
30 - Absentees	113	48	42.5	18	17	15	19	24	18		12	27	
31 METH CHUR VPCT 31	483	179	37.1	118	45	40	117	45	124		19	149	
31 - Absentees	483	170	35.2	118	36	48	96	66	95		23	132	
32 METH CHUR VPCT 32	792	346	43.7	218	109	107	211	93	240		43	281	
32 - Absentees	792	285	36.0	176	88	82	150	86	175		29	225	
33 METH CHUR VPCT 33	239	97	40.6	67	22	33	47	17	73		15	72	
33 - Absentees	239	112	46.9	73	30	32	68	29	76		16	87	
34 YC FIRE #7 VPCT 34	520	218	41.9	135	74	65	132	51	155		14	191	
34 - Absentees	520	192	36.9	116	55	59	100	59	113		34	138	
35 VIC EST VPCT 35	797	331	41.5	173	98	116	133	121	161		59	210	

20	67 EMERGENCY MEDICAL SV TELEPHONE SURCHARGE													
	Registration	Ballots Cast	Turnout (%)	64- LIMITS ON PRIVATE ENFORCEMENT		65- LOCAL GOVT FUNDS, REVENUES		66- LIMITATIONS ON "THRE STRIKES" LAW		67- EMERGENCY MEDICAL SV TELEPHONE SURCHARGE				
				Yes	No	Yes	No	Yes	No	Yes	No	Yes	No	
70 MAIL BALLOT 70	228	0	0.0	0	0	0	0	0	0	0	0	0	0	0
70 - Absentees	228	155	68.0	94	49	54	79	63	82	26	112			
71 MAIL BALLOT 71	9	0	0.0	0	0	0	0	0	0	0	0	0	0	0
71 - Absentees	9	13	144.4	8	2	2	7	5	7	5	4			
72 MAIL BALLOT 72	111	0	0.0	0	0	0	0	0	0	0	0	0	0	0
72 - Absentees	111	90	81.1	47	37	35	47	33	55	17	69			
73 MAIL BALLOT 73	76	0	0.0	0	0	0	0	0	0	0	0	0	0	0
73 - Absentees	76	51	67.1	30	17	22	19	20	29	11	37			
74 MAIL BALLOT 74	8	0	0.0	0	0	0	0	0	0	0	0	0	0	0
74 - Absentees	8	6	75.0	4	2	2	3	3	3	1	5			
75 MAIL BALLOT 75	12	0	0.0	0	0	0	0	0	0	0	0	0	0	0
75 - Absentees	12	7	58.3	6	1	2	4	2	5	1	6			
76 MAIL BALLOT 76	96	0	0.0	0	0	0	0	0	0	0	0	0	0	0
76 - Absentees	96	67	69.8	37	23	18	36	30	35	13	50			
77 MAIL BALLOT 77	12	0	0.0	0	0	0	0	0	0	0	0	0	0	0
77 - Absentees	12	12	100.0	6	2	4	4	2	7	0	10			
78 MAIL BALLOT 78	9	0	0.0	0	0	0	0	0	0	0	0	0	0	0
78 - Absentees	9	7	77.8	7	0	0	7	0	7	0	7			
79 MAIL BALLOT 79	1	0	0.0	0	0	0	0	0	0	0	0	0	0	0
79 - Absentees	1	0	0.0	0	0	0	0	0	0	0	0	0	0	0
80 MAIL BALLOT 80	84	0	0.0	0	0	0	0	0	0	0	0	0	0	0
80 - Absentees	84	53	63.1	30	16	17	26	19	27	7	38			
81 MAIL BALLOT 81	200	0	0.0	0	0	0	0	0	0	0	0	0	0	0
81 - Absentees	200	65	32.5	38	17	17	36	30	26	21	35			
82 MAIL BALLOT 82	62	0	0.0	0	0	0	0	0	0	0	0	0	0	0
82 - Absentees	62	37	59.7	20	14	13	18	24	12	10	25			
83 MAIL BALLOT 83	151	0	0.0	0	0	0	0	0	0	0	0	0	0	0
83 - Absentees	151	96	63.6	50	38	24	64	51	41	19	71			
84 MAIL BALLOT 84	0	0	n/a	0	0	0	0	0	0	0	0	0	0	0
84 - Absentees	0	0	n/a	0	0	0	0	0	0	0	0	0	0	0
85 MAIL BALLOT 85	92	0	0.0	0	0	0	0	0	0	0	0	0	0	0
85 - Absentees	92	56	60.9	40	14	8	44	17	39	7	49			
86 MAIL BALLOT 86	207	0	0.0	0	0	0	0	0	0	0	0	0	0	0
86 - Absentees	207	164	79.2	110	44	50	93	43	111	24	125			
87 MAIL BALLOT 87	10	0	0.0	0	0	0	0	0	0	0	0	0	0	0
87 - Absentees	10	9	90.0	4	3	3	6	5	4	2	7			
88 MAIL BALLOT 88	25	0	0.0	0	0	0	0	0	0	0	0	0	0	0
88 - Absentees	25	28	112.0	19	9	7	20	7	20	1	26			
89 MAIL BALLOT 89	50	0	0.0	0	0	0	0	0	0	0	0	0	0	0
89 - Absentees	50	37	74.0	30	7	22	14	15	22	8	29			
90 MAIL BALLOT 90	78	0	0.0	0	0	0	0	0	0	0	0	0	0	0
90 - Absentees	78	53	67.9	22	27	23	24	19	30	3	47			
91 MAIL BALLOT 91	32	0	0.0	0	0	0	0	0	0	0	0	0	0	0
91 - Absentees	32	24	75.0	16	7	5	17	9	14	4	19			
92 MAIL BALLOT 92	3	0	0.0	0	0	0	0	0	0	0	0	0	0	0
92 - Absentees	3	3	100.0	2	0	2	0	3	0	2	0			
93 MAIL BALLOT 93	3	0	0.0	0	0	0	0	0	0	0	0	0	0	0
93 - Absentees	3	11	366.7	10	1	0	9	2	9	1	10			
94 MAIL BALLOT 94	153	0	0.0	0	0	0	0	0	0	0	0	0	0	0
94 - Absentees	153	102	66.7	66	30	36	52	34	63	17	81			
95 MAIL BALLOT 95	217	0	0.0	0	0	0	0	0	0	0	0	0	0	0
95 - Absentees	217	168	77.4	110	49	69	87	60	101	19	140			
96 MAIL BALLOT 96	73	0	0.0	0	0	0	0	0	0	0	0	0	0	0
96 - Absentees	73	59	80.8	42	14	19	35	21	33	6	48			
97 MAIL BALLOT 97	154	0	0.0	0	0	0	0	0	0	0	0	0	0	0
97 - Absentees	154	128	83.1	78	39	29	80	53	65	10	106			
98 MAIL BALLOT 98	207	0	0.0	0	0	0	0	0	0	0	0	0	0	0
98 - Absentees	207	144	69.6	93	40	42	80	47	86	21	110			
99 MAIL BALLOT 99	25	0	0.0	0	0	0	0	0	0	0	0	0	0	0
99 - Absentees	25	15	60.0	12	3	2	13	6	9	4	11			
100 MAIL BALLOT 100	104	0	0.0	0	0	0	0	0	0	0	0	0	0	0
100 - Absentees	104	65	62.5	49	11	22	32	21	40	6	54			
101 MAIL BALLOT 101	288	0	0.0	0	0	0	0	0	0	0	0	0	0	0
101 - Absentees	288	258	89.6	155	81	78	134	107	132	56	181			
Precinct Totals	42392	15711	37.1	9559	4856	4853	8810	4847	9942	2325	12097			
Absentee Totals	42392	15027	35.4	9304	4323	4571	8233	5687	8213	2363	11236			
Grand Totals	42392	30738	72.5	18863	9179	9424	17043	10534	18155	4688	23333			

A vertical bar chart consisting of 18 segments. The segments alternate between white and light gray, starting with a white segment at the top. The segments are of varying heights, with the top segment being the tallest and the bottom segment being the shortest. The bar is located on the left side of the page.


A vertical bar chart consisting of 15 segments. The segments alternate between white and light gray, starting with a white segment at the top. The segments are of varying heights, with the top segment being the tallest and the bottom segment being the shortest. The bar is outlined in black.

Segment	Color
1	White
2	Light Gray
3	White
4	Light Gray
5	White
6	Light Gray
7	White
8	Light Gray
9	White
10	Light Gray
11	White
12	Light Gray
13	White
14	Light Gray
15	White

A vertical bar chart consisting of 15 segments. The segments alternate in color, starting with a white segment at the top, followed by a light gray segment, and continuing this pattern down to the bottom. The segments are of varying heights, with the top segment being the tallest and the bottom segment being the shortest.

Segment	Color
1	White
2	Light Gray
3	White
4	Light Gray
5	White
6	Light Gray
7	White
8	Light Gray
9	White
10	Light Gray
11	White
12	Light Gray
13	White
14	Light Gray
15	White

***Grand Totals 20	67 EMERGENCY MEDICAL SV TELEPHONE SURCHARGE													
	Registration	Ballots Cast	Turnout (%)	64- LIMITS ON PRIVATE ENFORCEMENT		65- LOCAL GOVT FUNDS, REVENUES		66- LIMITATIONS ON "THRE STRIKES" LAW		67- EMERGENCY MEDICAL SV TELEPHONE SURCHARGE				
				Yes	No	Yes	No	Yes	No	Yes	No	Yes	No	
Sutter County	42392	30738	72.5	18863	9179	9424	17043	10534	18155	4688	23333			
2nd Congressional Distri	42392	30738	72.5	18863	9179	9424	17043	10534	18155	4688	23333			
4th Senatorial District	42392	30738	72.5	18863	9179	9424	17043	10534	18155	4688	23333			
2nd Assembly District	42392	30738	72.5	18863	9179	9424	17043	10534	18155	4688	23333			
First Supervisorial Dist	7460	5414	72.6	3157	1831	1744	2992	2090	2982	899	4062			
Second Supervisorial Dis	5795	3630	62.6	2088	1183	1120	1958	1455	1911	652	2613			
Third Supervisorial Dist	10210	7836	76.7	5004	2187	2231	4565	2369	4956	1043	6112			
Fourth Supervisorial Dis	9413	6713	71.3	4096	1968	2147	3550	2381	3832	1076	4990			
Fifth Supervisorial Dist	9514	7145	75.1	4518	2010	2182	3978	2239	4474	1018	5556			
City Of Yuba City	26839	19036	70.9	11517	5726	5870	10363	6717	10979	3056	14192			
City Of Live Oak	2352	1756	74.7	915	689	579	961	772	848	338	1247			
Unincorporated Area	13201	9946	75.3	6431	2764	2975	5719	3045	6328	1294	7894			



***Absentee Totals 20	67 EMERGENCY MEDICAL SV TELEPHONE SURCHARGE													
	Registration	Ballots Cast	Turnout (%)	64- LIMITS ON PRIVATE ENFORCEMENT		65- LOCAL GOVT FUNDS, REVENUES		66- LIMITATIONS ON "THRE STRIKES" LAW		67- EMERGENCY MEDICAL SV TELEPHONE SURCHARGE				
				Yes	No	Yes	No	Yes	No	Yes	No	Yes	No	
Sutter County	42392	15027	35.4	9304	4323	4571	8233	5687	8213	2363	11236			
2nd Congressional Distri	42392	15027	35.4	9304	4323	4571	8233	5687	8213	2363	11236			
4th Senatorial District	42392	15027	35.4	9304	4323	4571	8233	5687	8213	2363	11236			
2nd Assembly District	42392	15027	35.4	9304	4323	4571	8233	5687	8213	2363	11236			
First Supervisorial Dist	7460	2575	34.5	1508	820	815	1382	1053	1315	441	1874			
Second Supervisorial Dis	5795	1667	28.8	967	499	475	888	723	779	313	1150			
Third Supervisorial Dist	10210	3963	38.8	2514	1101	1151	2239	1363	2304	566	3013			
Fourth Supervisorial Dis	9413	3520	37.4	2199	1008	1083	1926	1378	1905	560	2655			
Fifth Supervisorial Dist	9514	3302	34.7	2116	895	1047	1798	1170	1910	483	2544			
City Of Yuba City	26839	9109	33.9	5567	2629	2720	4949	3574	4833	1542	6647			
City Of Live Oak	2352	565	24.0	295	205	191	279	254	243	102	386			
Unincorporated Area	13201	5353	40.5	3442	1489	1660	3005	1859	3137	719	4203			

70 TRIBAL GAMING COMPAC EX RIGHTS															
21	Registration	Ballots Cast	Turnout (%)	68- ON-TRIBAL COMMERCIAL GAMBLING . TRIBAL GAMING Yes	No	69- DNA SAMPLES. COLLEC Yes	No	70- TRIBAL GAMING COMPAC EXCLUSIVE GAMING RIGHTS Yes	No						
1 ENCINAL VPCT 1	925	365	39.5	40	307	209	139	61	291						
1 - Absentees	925	345	37.3	34	282	233	88	53	271						
2 LO COMM VPCT 2	1039	445	42.8	82	336	241	179	121	302						
2 - Absentees	1039	275	26.5	55	189	174	71	59	185						
3 LO COMM VPCT 3	723	276	38.2	62	197	155	104	84	177						
3 - Absentees	723	165	22.8	28	122	90	66	31	124						
4 LO COMM VPCT 4	590	470	79.7	98	340	218	232	152	298						
4 - Absentees	590	125	21.2	20	84	66	39	26	83						
5 RED CROSS VPCT 5	775	295	38.1	42	242	175	107	61	225						
5 - Absentees	775	239	30.8	35	193	159	69	50	178						
6 RED CROSS VPCT 6	753	316	42.0	41	265	220	89	57	252						
6 - Absentees	753	262	34.8	30	214	179	70	45	203						
7 RED CROSS VPCT 7	547	170	31.1	25	132	87	75	39	124						
7 - Absentees	547	164	30.0	18	125	99	46	30	115						
8 RED CROSS VPCT 8	649	234	36.1	39	173	141	82	57	165						
8 - Absentees	649	135	20.8	24	101	95	33	29	98						
9 RED CROSS VPCT 9	161	99	61.5	17	79	68	26	17	79						
9 - Absentees	161	44	27.3	8	31	28	12	12	29						
10 D WAYNE VPCT 10	432	169	39.1	28	134	114	46	51	110						
10 - Absentees	432	161	37.3	29	115	118	29	47	102						
11 YC FAIR VPCT 11	889	266	29.9	65	179	156	96	79	169						
11 - Absentees	889	211	23.7	51	142	122	70	61	131						
12 YC FAIR VPCT 12	756	242	32.0	28	195	152	78	65	164						
12 - Absentees	756	221	29.2	33	173	144	58	48	159						
13 YC FAIR VPCT 13	1	1	100.0	0	1	1	0	0	1						
13 - Absentees	1	0	0.0	0	0	0	0	0	0						
14 YC FIRE #3 VPCT 14	889	360	40.5	58	285	211	129	78	266						
14 - Absentees	889	285	32.1	43	223	176	87	49	219						
15 N VALCAL VPCT 15	265	93	35.1	10	80	59	29	15	72						
15 - Absentees	265	96	36.2	13	79	62	28	11	81						
16 N VAL CAL VPCT 16	402	190	47.3	39	130	102	71	47	124						
16 - Absentees	402	107	26.6	17	82	65	33	17	80						
17 S ESTATES VPCT 17	603	183	30.3	37	132	105	65	58	116						
17 - Absentees	603	158	26.2	17	127	107	34	45	99						
18 B SCOUTS VPCT 18	830	298	35.9	40	236	190	94	82	201						
18 - Absentees	830	249	30.0	31	193	146	79	49	175						
19 LIBRARY VPCT 19	746	250	33.5	48	187	152	87	57	178						
19 - Absentees	746	214	28.7	26	166	125	63	43	151						
20 PARK SCH VPCT 20	600	233	38.8	36	177	135	88	54	167						
20 - Absentees	600	163	27.2	24	117	103	44	30	120						
21 MUNSON VPCT 21	55	20	36.4	5	14	12	7	2	17						
21 - Absentees	55	14	25.5	2	9	8	2	0	9						
22 MUNSON VPCT 22	487	224	46.0	19	197	130	86	45	171						
22 - Absentees	487	130	26.7	16	96	88	36	25	95						
23 E FREE VPCT 23	756	246	32.5	32	197	159	70	38	192						
23 - Absentees	756	263	34.8	34	201	172	62	56	191						
24 VET CTR VPCT 24	949	356	37.5	46	290	233	103	49	292						
24 - Absentees	949	338	35.6	48	267	213	94	45	273						
25 VET CTR VPCT 25	566	203	35.9	19	172	133	58	38	153						
25 - Absentees	566	223	39.4	27	185	151	59	36	173						
26 VET CTR VPCT 26	836	328	39.2	35	273	202	109	45	266						
26 - Absentees	836	325	38.9	41	263	223	80	45	262						
27 VET CTR VPCT 27	506	188	37.2	25	153	112	63	31	154						
27 - Absentees	506	220	43.5	24	181	155	50	26	181						
28 VET CTR VPCT 28	989	432	43.7	53	334	267	135	81	319						
28 - Absentees	989	394	39.8	56	310	271	93	62	305						
29 D PRADO VPCT 29	741	266	35.9	34	211	177	75	52	198						
29 - Absentees	741	290	39.1	30	234	194	68	42	224						
30 D PRADO VPCT 30	113	59	52.2	14	32	34	21	10	38						
30 - Absentees	113	48	42.5	11	33	25	18	11	33						
31 METH CHUR VPCT 31	483	179	37.1	16	155	103	65	28	137						
31 - Absentees	483	170	35.2	21	138	120	38	43	119						
32 METH CHUR VPCT 32	792	346	43.7	47	283	224	105	72	260						
32 - Absentees	792	285	36.0	39	218	183	81	40	226						
33 METH CHUR VPCT 33	239	97	40.6	8	82	59	32	19	74						
33 - Absentees	239	112	46.9	14	93	78	27	12	95						
34 YC FIRE #7 VPCT 34	520	218	41.9	27	181	118	89	28	181						
34 - Absentees	520	192	36.9	16	158	121	57	36	144						
35 VIC EST VPCT 35	797	331	41.5	57	215	175	111	93	190						

70 TRIBAL GAMING COMPAC EX RIGHTS													
21	Registration	Ballots Cast	Turnout (%)	68- ON-TRIBAL COMMERCIAL GAMBLING . TRIBAL GAMING Yes	No	69- DNA SAMPLES. COLLEC Yes	No	70- TRIBAL GAMING COMPAC EXCLUSIVE GAMING RIGHTS Yes	No				
35 - Absentees	797	0	0.0	0	0	0	0	0	0				
36 ST ISIDORE VPCT 36	690	215	31.2	26	177	147	60	35	170				
36 - Absentees	690	264	38.3	40	207	185	66	45	204				
37 YC FIRE #4 VPCT 37	692	252	36.4	29	204	136	98	45	195				
37 - Absentees	692	256	37.0	43	200	183	62	64	181				
38 YC FIRE #4 VPCT 38	183	83	45.4	11	55	43	28	26	50				
38 - Absentees	183	52	28.4	5	43	34	14	6	42				
39 MOOSE VPCT 39	533	191	35.8	36	133	108	67	41	133				
39 - Absentees	533	188	35.3	22	150	110	65	38	134				
40 MOOSE VPCT 40	891	331	37.1	57	243	200	107	77	229				
40 - Absentees	891	311	34.9	60	230	198	92	71	219				
41 MOOSE VPCT 41	851	369	43.4	53	269	186	142	82	245				
41 - Absentees	851	284	33.4	50	221	191	76	54	216				
42 MOOSE VPCT 42	851	358	42.1	73	244	213	114	102	222				
42 - Absentees	851	257	30.2	25	209	161	76	42	194				
43 MOOSE VPCT 43	563	211	37.5	30	161	114	82	48	150				
43 - Absentees	563	225	40.0	31	174	150	55	37	168				
44 YC FIRE #3VPCT 44	411	152	37.0	20	125	83	59	27	118				
44 - Absentees	411	152	37.0	19	116	97	35	25	112				
45 YC FIRE #3 VPCT 45	180	55	30.6	8	43	36	18	16	37				
45 - Absentees	180	76	42.2	10	58	62	9	9	59				
46 N VAL CAL VPCT 46	958	443	46.2	44	369	294	129	79	341				
46 - Absentees	958	386	35.1	27	290	236	83	41	277				
47 N VAL CAL VPCT 47	647	286	44.2	30	237	171	101	44	229				
47 - Absentees	647	191	29.5	30	139	130	38	49	124				
48 N VAL CAL VPCT 48	178	89	50.0	17	67	57	28	22	61				
48 - Absentees	178	35	19.7	9	25	22	10	8	24				
49 ORCHID VPCT 49	944	375	39.7	37	316	241	112	70	279				
49 - Absentees	944	319	33.8	33	259	210	79	41	258				
50 OSW FD VPCT 50	620	272	43.9	27	234	181	78	45	213				
50 - Absentees	620	210	33.9	22	175	148	50	32	169				
51 REFORM VPCT 51	420	154	36.7	23	124	88	62	32	120				
51 - Absentees	420	142	33.8	9	122	99	37	28	107				
52 R VALLEY CHUR VPCT 52	555	200	36.0	18	169	131	60	33	158				
52 - Absentees	555	207	37.3	34	153	141	46	38	153				
53 CALVARY VPCT 53	397	105	26.4	12	87	67	33	23	75				
53 - Absentees	397	214	53.9	29	172	144	61	34	168				
54 MER SCH VPCT 54	410	184	44.9	14	166	120	58	25	151				
54 - Absentees	410	136	33.2	14	114	89	37	24	104				
55 SUTT HS VPCT 55	783	310	39.6	27	270	208	91	51	251				
55 - Absentees	783	267	34.1	21	228	175	72	31	219				
56 S YOUTH VPCT 56	619	276	44.6	22	246	182	83	37	228				
56 - Absentees	619	179	28.9	15	159	123	49	22	151				
57 S YOUTH VPCT 57	586	231	39.4	24	195	158	62	43	176				
57 - Absentees	586	192	32.8	24	149	122	56	32	143				
58 NAZARENE VPCT 58	633	269	42.5	25	227	177	78	46	211				
58 - Absentees	633	239	37.8	31	194	163	62	32	194				
59 NAZARENE VPCT 59	329	129	39.2	11	114	76	48	15	113				
59 - Absentees	329	121	36.8	12	95	83	23	15	90				
60 7 ADVENT VPCT 60	581	228	39.2	20	194	158	58	45	169				
60 - Absentees	581	236	40.6	24	196	161	56	41	179				
61 7 ADVENT VPCT 61	324	121	37.3	18	98	68	48	23	91				
61 - Absentees	324	105	32.4	8	86	66	29	17	78				
62 LINCREST VPCT 62	899	364	40.5	25	321	235	112	63	282				
62 - Absentees	899	337	37.5	32	293	238	85	54	272				
63 JOHNSON VPCT 63	654	235	35.9	39	182	156	68	48	174				
63 - Absentees	654	252	38.5	23	212	181	59	42	198				
64 ENICO FD VPCT 64	408	222	54.4	26	176	109	94	42	162				
64 - Absentees	408	105	25.7	12	89	70	31	18	84				
65 RIO OSO VPCT 65	536	274	51.1	27	228	178	84	53	206				
65 - Absentees	536	143	26.7	10	122	86	44	25	109				
66 P GRO FD VPCT 66	125	39	31.2	5	32	25	11	2	35				
66 - Absentees	125	64	51.2	3	58	42	19	7	54				
67 P GRO FD VPCT 67	532	240	45.1	36	187	157	73	39	192				
67 - Absentees	532	143	26.9	15	124	105	33	26	113				
68 MAIL BALLOT 68	119	0	0.0	0	0	0	0	0	0				
68 - Absentees	119	95	79.8	9	86	60	31	15	79				
69 MAIL BALLOT 69	106	0	0.0	0	0	0	0	0	0				
69 - Absentees	106	88	83.0	16	63	52	27	19	63				

70 TRIBAL GAMING COMPAC EX RIGHTS														
21	Registration	Ballots Cast	Turnout (%)		68- ON-TRIBAL COMMERCIAL GAMBLING . TRIBAL GAMING Yes	No		69- DNA SAMPLES. COLLEC Yes	No		70- TRIBAL GAMING COMPAC EXCLUSIVE GAMING RIGHTS Yes	No		
70 MAIL BALLOT 70	228	0	0.0		0	0		0	0		0	0		
70 - Absentees	228	155	68.0		22	121		101	43		32	116		
71 MAIL BALLOT 71	9	0	0.0		0	0		0	0		0	0		
71 - Absentees	9	13	144.4		1	10		11	1		5	6		
72 MAIL BALLOT 72	111	0	0.0		0	0		0	0		0	0		
72 - Absentees	111	90	81.1		16	72		55	32		19	70		
73 MAIL BALLOT 73	76	0	0.0		0	0		0	0		0	0		
73 - Absentees	76	51	67.1		5	43		33	15		7	39		
74 MAIL BALLOT 74	8	0	0.0		0	0		0	0		0	0		
74 - Absentees	8	6	75.0		1	5		2	4		2	4		
75 MAIL BALLOT 75	12	0	0.0		0	0		0	0		0	0		
75 - Absentees	12	7	58.3		0	6		5	1		1	5		
76 MAIL BALLOT 76	96	0	0.0		0	0		0	0		0	0		
76 - Absentees	96	67	69.8		15	48		46	19		14	51		
77 MAIL BALLOT 77	12	0	0.0		0	0		0	0		0	0		
77 - Absentees	12	12	100.0		0	9		6	4		1	7		
78 MAIL BALLOT 78	9	0	0.0		0	0		0	0		0	0		
78 - Absentees	9	7	77.8		2	5		7	0		0	7		
79 MAIL BALLOT 79	1	0	0.0		0	0		0	0		0	0		
79 - Absentees	1	0	0.0		0	0		0	0		0	0		
80 MAIL BALLOT 80	84	0	0.0		0	0		0	0		0	0		
80 - Absentees	84	53	63.1		8	37		40	8		7	44		
81 MAIL BALLOT 81	200	0	0.0		0	0		0	0		0	0		
81 - Absentees	200	65	32.5		16	41		41	15		14	43		
82 MAIL BALLOT 82	62	0	0.0		0	0		0	0		0	0		
82 - Absentees	62	37	59.7		3	31		21	12		2	31		
83 MAIL BALLOT 83	151	0	0.0		0	0		0	0		0	0		
83 - Absentees	151	96	63.6		15	75		69	23		32	60		
84 MAIL BALLOT 84	0	0	n/a		0	0		0	0		0	0		
84 - Absentees	0	0	n/a		0	0		0	0		0	0		
85 MAIL BALLOT 85	92	0	0.0		0	0		0	0		0	0		
85 - Absentees	92	56	60.9		5	49		46	10		5	49		
86 MAIL BALLOT 86	207	0	0.0		0	0		0	0		0	0		
86 - Absentees	207	164	79.2		20	131		106	50		25	131		
87 MAIL BALLOT 87	10	0	0.0		0	0		0	0		0	0		
87 - Absentees	10	9	90.0		2	7		6	3		2	7		
88 MAIL BALLOT 88	25	0	0.0		0	0		0	0		0	0		
88 - Absentees	25	28	112.0		3	24		14	14		4	24		
89 MAIL BALLOT 89	50	0	0.0		0	0		0	0		0	0		
89 - Absentees	50	37	74.0		6	31		27	10		9	27		
90 MAIL BALLOT 90	78	0	0.0		0	0		0	0		0	0		
90 - Absentees	78	53	67.9		4	46		26	24		13	37		
91 MAIL BALLOT 91	32	0	0.0		0	0		0	0		0	0		
91 - Absentees	32	24	75.0		3	21		14	8		5	19		
92 MAIL BALLOT 92	3	0	0.0		0	0		0	0		0	0		
92 - Absentees	3	3	100.0		0	2		2	0		0	2		
93 MAIL BALLOT 93	3	0	0.0		0	0		0	0		0	0		
93 - Absentees	3	11	366.7		1	10		6	3		0	9		
94 MAIL BALLOT 94	153	0	0.0		0	0		0	0		0	0		
94 - Absentees	153	102	66.7		9	91		71	30		28	75		
95 MAIL BALLOT 95	217	0	0.0		0	0		0	0		0	0		
95 - Absentees	217	168	77.4		29	132		112	47		40	120		
96 MAIL BALLOT 96	73	0	0.0		0	0		0	0		0	0		
96 - Absentees	73	59	80.8		9	46		36	20		16	39		
97 MAIL BALLOT 97	154	0	0.0		0	0		0	0		0	0		
97 - Absentees	154	128	83.1		18	99		86	34		21	103		
98 MAIL BALLOT 98	207	0	0.0		0	0		0	0		0	0		
98 - Absentees	207	144	69.6		18	117		99	37		30	105		
99 MAIL BALLOT 99	25	0	0.0		0	0		0	0		0	0		
99 - Absentees	25	15	60.0		2	13		7	8		4	11		
100 MAIL BALLOT 100	104	0	0.0		0	0		0	0		0	0		
100 - Absentees	104	65	62.5		2	59		43	19		9	53		
101 MAIL BALLOT 101	288	0	0.0		0	0		0	0		0	0		
101 - Absentees	288	258	89.6		48	186		175	68		60	180		
Precinct Totals	42392	15711	37.1		2142	12489		9532	5291		3245	11589		
Absentee Totals	42392	15027	35.4		1965	11922		9923	4013		2703	11346		
Grand Totals	42392	30738	72.5		4107	24411		19455	9304		5948	22935		


A vertical bar chart consisting of 18 segments. The top segment is white. The second segment is white. The third segment is gray. The fourth segment is white. The fifth segment is gray. The sixth segment is white. The seventh segment is gray. The eighth segment is white. The ninth segment is gray. The tenth segment is white. The eleventh segment is gray. The twelfth segment is white. The thirteenth segment is gray. The fourteenth segment is white. The fifteenth segment is gray. The sixteenth segment is white. The seventeenth segment is gray. The eighteenth segment is white.

A vertical bar chart consisting of 18 segments. The segments alternate in color, starting with a white segment at the top, followed by a light gray segment, and continuing this pattern down to the bottom. The segments are of varying heights, with the top segment being the tallest and the bottom segment being the shortest. The bar is outlined in black.

A vertical bar chart consisting of 16 segments. The segments alternate in color, starting with a white segment at the top, followed by a light gray segment, and continuing this pattern down to the bottom. The segments are of varying heights, with the top segment being the tallest and the bottom segment being the shortest.

Segment	Color
1	White
2	Light Gray
3	White
4	Light Gray
5	White
6	Light Gray
7	White
8	Light Gray
9	White
10	Light Gray
11	White
12	Light Gray
13	White
14	Light Gray
15	White
16	Light Gray

***Grand Totals 21	70 TRIBAL GAMING COMPAC EX RIGHTS													
	Registration	Ballots Cast	Turnout (%)		68- ON-TRIBAL COMMERCIAL GAMBLING . TRIBAL GAMING Yes	No		69- DNA SAMPLES. COLLEC Yes	No		70- TRIBAL GAMING COMPAC EXCLUSIVE GAMING RIGHTS Yes	No		
Sutter County	42392	30738	72.5		4107	24411		19455	9304		5948	22935		
2nd Congressional Distri	42392	30738	72.5		4107	24411		19455	9304		5948	22935		
4th Senatorial District	42392	30738	72.5		4107	24411		19455	9304		5948	22935		
2nd Assembly District	42392	30738	72.5		4107	24411		19455	9304		5948	22935		
First Supervisorial Dist	7460	5414	72.6		853	4188		3293	1798		1219	3904		
Second Supervisorial Dis	5795	3630	62.6		549	2775		2235	1131		839	2544		
Thirrd Supervisorial Dist	10210	7836	76.7		912	6408		5092	2256		1271	6125		
Fourth Supervisorial Dis	9413	6713	71.3		963	5186		4218	2018		1362	4876		
Fifth Supervisorial Dist	9514	7145	75.1		830	5854		4617	2101		1257	5486		
City Of Yuba City	26839	19036	70.9		2700	14845		11992	5729		3778	14023		
City Of Live Oak	2352	1756	74.7		345	1268		944	691		473	1169		
Unincorporated Area	13201	9946	75.3		1062	8298		6519	2884		1697	7743		



***Absentee Totals	70 TRIBAL GAMING COMPAC EX RIGHTS																
21	Registration	Ballots Cast	Turnout (%)	68- ON-TRIBAL COMMERCIAL GAMBLING . TRIBAL GAMING		69- DNA SAMPLES. COLLEC		70- TRIBAL GAMING COMPAC EXCLUSIVE GAMING RIGHTS									
				Yes	No	Yes	No	Yes	No	Yes	No						
Sutter County	42392	15027	35.4	1965	11922			9923	4013			2703	11346				
2nd Congressional Distri	42392	15027	35.4	1965	11922			9923	4013			2703	11346				
4th Senatorial District	42392	15027	35.4	1965	11922			9923	4013			2703	11346				
2nd Assembly District	42392	15027	35.4	1965	11922			9923	4013			2703	11346				
First Supervisorial Dist	7460	2575	34.5	379	1983			1665	719			519	1881				
Second Supervisorial Dis	5795	1667	28.8	239	1260			1043	460			359	1168				
Third Supervisorial Dist	10210	3963	38.8	483	3196			2631	1047			629	3089				
Fourth Supervisorial Dis	9413	3520	37.4	505	2765			2350	944			661	2633				
Fifth Supervisorial Dist	9514	3302	34.7	359	2718			2234	843			535	2575				
City Of Yuba City	26839	9109	33.9	1276	7102			5998	2405			1686	6788				
City Of Live Oak	2352	565	24.0	103	395			330	176			116	392				
Unincorporated Area	13201	5353	40.5	586	4425			3595	1432			901	4166				

		72 HEALTH CARE COVERAGE REQ .REF													
22															
		Registration	Ballots Cast	Turnout (%)		71- STEM CELL RESEARCH Yes	No		72- HEALTH CARE COVERAGE REQUIREMENTS- REFERENDUM Yes	No					
1 ENCINAL VPCT 1		925	366	39.6		146	206		106	243					
1 - Absentees		925	344	37.2		148	175		73	248					
2 LO COMM VPCT 2		1039	444	42.7		205	218		213	206					
2 - Absentees		1039	277	26.7		120	123		97	150					
3 LO COMM VPCT 3		723	276	38.2		117	147		136	126					
3 - Absentees		723	168	23.2		81	75		77	79					
4 LO COMM VPCT 4		590	470	79.7		198	252		230	220					
4 - Absentees		590	125	21.2		61	49		47	57					
5 RED CROSS VPCT 5		775	295	38.1		124	163		106	177					
5 - Absentees		775	238	30.7		121	106		104	121					
6 RED CROSS VPCT 6		753	316	42.0		132	176		98	213					
6 - Absentees		753	262	34.8		114	136		85	162					
7 RED CROSS VPCT 7		547	170	31.1		79	84		76	86					
7 - Absentees		547	164	30.0		79	71		65	81					
8 RED CROSS VPCT 8		649	234	36.1		112	110		107	116					
8 - Absentees		649	135	20.8		74	56		56	70					
9 RED CROSS VPCT 9		161	99	61.5		47	50		44	53					
9 - Absentees		161	44	27.3		23	19		19	22					
10 D WAYNE VPCT 10		432	168	38.9		80	82		68	92					
10 - Absentees		432	161	37.3		74	71		44	101					
11 YC FAIR VPCT 11		889	265	29.8		119	134		151	99					
11 - Absentees		889	211	23.7		98	93		107	87					
12 YC FAIR VPCT 12		756	241	31.9		109	122		108	121					
12 - Absentees		756	221	29.2		88	119		64	142					
13 YC FAIR VPCT 13		1	1	100.0		1	0		0	1					
13 - Absentees		1	0	0.0		0	0		0	0					
14 YC FIRE #3 VPCT 14		889	360	40.5		166	179		131	212					
14 - Absentees		889	285	32.1		135	135		95	169					
15 N VALCAL VPCT 15		265	93	35.1		40	47		28	60					
15 - Absentees		265	95	35.8		45	49		24	69					
16 N VAL CAL VPCT 16		402	191	47.5		88	85		81	92					
16 - Absentees		402	107	26.6		49	49		46	55					
17 S ESTATES VPCT 17		603	183	30.3		77	97		86	85					
17 - Absentees		603	158	26.2		73	73		65	76					
18 B SCOUTS VPCT 18		830	298	35.9		126	166		122	160					
18 - Absentees		830	249	30.0		106	121		92	137					
19 LIBRARY VPCT 19		746	249	33.4		100	140		98	136					
19 - Absentees		746	214	28.7		95	99		72	120					
20 PARK SCH VPCT 20		600	233	38.8		90	137		86	138					
20 - Absentees		600	163	27.2		72	80		56	88					
21 MUNSON VPCT 21		55	20	36.4		6	13		8	11					
21 - Absentees		55	12	21.8		6	3		3	6					
22 MUNSON VPCT 22		487	224	46.0		74	143		52	165					
22 - Absentees		487	131	26.9		59	64		44	77					
23 E FREE VPCT 23		756	247	32.7		98	136		77	154					
23 - Absentees		756	262	34.7		118	126		79	157					
24 VET CTR VPCT 24		949	356	37.5		123	216		107	229					
24 - Absentees		949	338	35.6		137	182		87	227					
25 VET CTR VPCT 25		566	202	35.7		81	110		62	129					
25 - Absentees		566	223	39.4		103	107		65	147					
26 VET CTR VPCT 26		836	328	39.2		111	201		95	218					
26 - Absentees		836	325	38.9		132	173		91	208					
27 VET CTR VPCT 27		506	188	37.2		65	117		55	120					
27 - Absentees		506	220	43.5		84	124		43	161					
28 VET CTR VPCT 28		989	432	43.7		174	240		141	267					
28 - Absentees		989	391	39.5		185	179		134	228					
29 D PRADO VPCT 29		741	266	35.9		109	141		96	152					
29 - Absentees		741	289	39.0		113	147		72	186					
30 D PRADO VPCT 30		113	59	52.2		27	24		26	25					
30 - Absentees		113	48	42.5		30	14		20	21					
31 METH CHUR VPCT 31		483	179	37.1		67	103		54	116					
31 - Absentees		483	170	35.2		65	95		38	121					
32 METH CHUR VPCT 32		792	346	43.7		122	212		112	218					
32 - Absentees		792	285	36.0		104	161		71	191					
33 METH CHUR VPCT 33		239	97	40.6		38	53		31	61					
33 - Absentees		239	112	46.9		47	56		21	84					
34 YC FIRE #7 VPCT 34		520	218	41.9		75	135		68	140					
34 - Absentees		520	191	36.7		86	91		48	126					
35 VIC EST VPCT 35		797	331	41.5		141	148		152	133					

22	72 HEALTH CARE COVERAGE REQ .REF													
	Registration	Ballots Cast	Turnout (%)		71- STEM CELL RESEARCH Yes	No		72- HEALTH CARE COVERAGE REQUIREMENTS. REFERENDUM Yes	No					
70 MAIL BALLOT 70	228	0	0.0		0	0		0	0					
70 - Absentees	228	155	68.0		64	83		54	90					
71 MAIL BALLOT 71	9	0	0.0		0	0		0	0					
71 - Absentees	9	13	144.4		10	2		6	4					
72 MAIL BALLOT 72	111	0	0.0		0	0		0	0					
72 - Absentees	111	90	81.1		47	42		24	64					
73 MAIL BALLOT 73	76	0	0.0		0	0		0	0					
73 - Absentees	76	51	67.1		18	29		18	31					
74 MAIL BALLOT 74	8	0	0.0		0	0		0	0					
74 - Absentees	8	6	75.0		1	5		0	6					
75 MAIL BALLOT 75	12	0	0.0		0	0		0	0					
75 - Absentees	12	7	58.3		4	3		3	4					
76 MAIL BALLOT 76	96	0	0.0		0	0		0	0					
76 - Absentees	96	67	69.8		35	30		22	43					
77 MAIL BALLOT 77	12	0	0.0		0	0		0	0					
77 - Absentees	12	12	100.0		2	8		2	7					
78 MAIL BALLOT 78	9	0	0.0		0	0		0	0					
78 - Absentees	9	7	77.8		1	6		0	7					
79 MAIL BALLOT 79	1	0	0.0		0	0		0	0					
79 - Absentees	1	0	0.0		0	0		0	0					
80 MAIL BALLOT 80	84	0	0.0		0	0		0	0					
80 - Absentees	84	53	63.1		19	30		13	33					
81 MAIL BALLOT 81	200	0	0.0		0	0		0	0					
81 - Absentees	200	65	32.5		34	27		22	34					
82 MAIL BALLOT 82	62	0	0.0		0	0		0	0					
82 - Absentees	62	37	59.7		15	18		23	12					
83 MAIL BALLOT 83	151	0	0.0		0	0		0	0					
83 - Absentees	151	96	63.6		61	31		38	55					
84 MAIL BALLOT 84	0	0	n/a		0	0		0	0					
84 - Absentees	0	0	n/a		0	0		0	0					
85 MAIL BALLOT 85	92	0	0.0		0	0		0	0					
85 - Absentees	92	56	60.9		25	30		13	43					
86 MAIL BALLOT 86	207	0	0.0		0	0		0	0					
86 - Absentees	207	164	79.2		62	95		49	108					
87 MAIL BALLOT 87	10	0	0.0		0	0		0	0					
87 - Absentees	10	9	90.0		4	5		2	7					
88 MAIL BALLOT 88	25	0	0.0		0	0		0	0					
88 - Absentees	25	28	112.0		11	17		3	25					
89 MAIL BALLOT 89	50	0	0.0		0	0		0	0					
89 - Absentees	50	37	74.0		17	20		6	31					
90 MAIL BALLOT 90	78	0	0.0		0	0		0	0					
90 - Absentees	78	53	67.9		24	26		15	34					
91 MAIL BALLOT 91	32	0	0.0		0	0		0	0					
91 - Absentees	32	24	75.0		6	17		5	18					
92 MAIL BALLOT 92	3	0	0.0		0	0		0	0					
92 - Absentees	3	3	100.0		2	0		2	0					
93 MAIL BALLOT 93	3	0	0.0		0	0		0	0					
93 - Absentees	3	9	300.0		3	6		3	6					
94 MAIL BALLOT 94	153	0	0.0		0	0		0	0					
94 - Absentees	153	104	68.0		35	67		36	61					
95 MAIL BALLOT 95	217	0	0.0		0	0		0	0					
95 - Absentees	217	169	77.9		62	98		53	108					
96 MAIL BALLOT 96	73	0	0.0		0	0		0	0					
96 - Absentees	73	59	80.8		28	27		23	33					
97 MAIL BALLOT 97	154	0	0.0		0	0		0	0					
97 - Absentees	154	128	83.1		49	75		39	81					
98 MAIL BALLOT 98	207	0	0.0		0	0		0	0					
98 - Absentees	207	144	69.6		51	85		42	93					
99 MAIL BALLOT 99	25	0	0.0		0	0		0	0					
99 - Absentees	25	15	60.0		5	10		8	7					
100 MAIL BALLOT 100	104	0	0.0		0	0		0	0					
100 - Absentees	104	65	62.5		27	36		13	50					
101 MAIL BALLOT 101	288	0	0.0		0	0		0	0					
101 - Absentees	288	259	89.9		109	129		105	140					
Precinct Totals	42392	15701	37.0		6317	8643		5518	9308					
Absentee Totals	42392	15023	35.4		6451	7631		4532	9409					
Grand Totals	42392	30724	72.5		12768	16274		10050	18717					


A vertical bar chart consisting of 17 segments. The segments alternate in color, starting with a white segment at the top, followed by a light gray segment, and continuing this pattern down to the bottom. The segments are of varying heights, with the top segment being the tallest and the bottom segment being the shortest. The chart is positioned on the left side of the page.

A vertical bar chart consisting of 18 segments. The segments alternate in color, starting with a white segment at the top, followed by a light gray segment, and continuing this pattern down to the bottom. The segments are of varying heights, with the top segment being the tallest and the bottom segment being the shortest. The chart is positioned on the left side of the page.

A vertical bar chart consisting of 18 segments. The segments alternate between white and light gray, starting with a white segment at the top and ending with a light gray segment at the bottom. The segments are of varying heights, with the top segment being the tallest and the bottom segment being the shortest.

Segment	Color
1	White
2	Light Gray
3	White
4	Light Gray
5	White
6	Light Gray
7	White
8	Light Gray
9	White
10	Light Gray
11	White
12	Light Gray
13	White
14	Light Gray
15	White
16	Light Gray
17	White
18	Light Gray


***Grand Totals 22	72 HEALTH CARE COVERAGE REQ .REF														
	Registration	Ballots Cast	Turnout (%)		71- STEM CELL RESEARCH Yes	No		72- HEALTH CARE COVERAGE REQUIREMENTS. REFERENDUM Yes	No						
Sutter County	42392	30724	72.5		12768	16274		10050	18717						
2nd Congressional Distri	42392	30724	72.5		12768	16274		10050	18717						
4th Senatorial District	42392	30724	72.5		12768	16274		10050	18717						
2nd Assembly District	42392	30724	72.5		12768	16274		10050	18717						
First Supervisorial Dist	7460	5417	72.6		2408	2724		2041	3057						
Second Supervisorial Dis	5795	3626	62.6		1531	1890		1393	1979						
Third Supervisorial Dist	10210	7827	76.7		3051	4362		2211	5128						
Fourth Supervisorial Dis	9413	6715	71.3		2885	3398		2266	3966						
Fifth Supervisorial Dist	9514	7139	75.0		2893	3900		2139	4587						
City Of Yuba City	26839	19022	70.9		8127	9766		6653	11072						
City Of Live Oak	2352	1760	74.8		782	864		800	838						
Unincorporated Area	13201	9942	75.3		3859	5644		2597	6807						




***Absentee Totals 22	72 HEALTH CARE COVERAGE REQ .REF														
	Registration	Ballots Cast	Turnout (%)		71- STEM CELL RESEARCH Yes	No		72- HEALTH CARE COVERAGE REQUIREMENTS. REFERENDUM Yes	No						
Sutter County	42392	15023	35.4		6451	7631		4532	9409						
2nd Congressional Distri	42392	15023	35.4		6451	7631		4532	9409						
4th Senatorial District	42392	15023	35.4		6451	7631		4532	9409						
2nd Assembly District	42392	15023	35.4		6451	7631		4532	9409						
First Supervisorial Dist	7460	2579	34.6		1168	1236		857	1525						
Second Supervisorial Dis	5795	1665	28.7		731	802		605	909						
Third Supervisorial Dist	10210	3956	38.7		1654	2053		1047	2621						
Fourth Supervisorial Dis	9413	3523	37.4		1537	1785		1086	2206						
Fifth Supervisorial Dist	9514	3300	34.7		1361	1755		937	2148						
City Of Yuba City	26839	9099	33.9		4023	4471		2953	5449						
City Of Live Oak	2352	570	24.2		262	247		221	286						
Unincorporated Area	13201	5354	40.6		2166	2913		1358	3674						

23	MEASURE J SO SUTTER REC/PARK DIST TAX													
	Registration	Ballots Cast	Turnout (%)		MEASURE H SOUTH YUBA C REORGANIZATION NO 315 Yes	No		MEASURE I SO SUTTER REC PARK DIST FORMATION Yes	No		MEASURE J SO SUTTER REC PARK DIST SPECIAL TAX Yes	No		
60 7 ADVENT VPCT 60	581	227	39.1		67	147		0	0		0	0		
60 - Absentees	581	235	40.4		86	118		0	0		0	0		
61 7 ADVENT VPCT 61	324	121	37.3		38	72		0	0		0	0		
61 - Absentees	324	105	32.4		34	58		0	0		0	0		
62 LINCREST VPCT 62	899	361	40.2		144	194		0	0		0	0		
62 - Absentees	899	337	37.5		114	203		0	0		0	0		
63 JOHNSON VPCT 63	654	234	35.8		71	134		0	0		0	0		
63 - Absentees	654	252	38.5		79	146		0	0		0	0		
64 ENICO FD VPCT 64	408	222	54.4		0	0		135	45		122	62		
64 - Absentees	408	105	25.7		0	0		66	28		58	37		
65 RIO OSO VPCT 65	536	273	50.9		0	0		164	75		146	94		
65 - Absentees	536	143	26.7		0	0		89	33		79	46		
66 P GRO FD VPCT 66	125	39	31.2		0	0		27	8		25	10		
66 - Absentees	125	64	51.2		0	0		25	31		20	36		
67 P GRO FD VPCT 67	532	240	45.1		0	0		108	81		90	103		
67 - Absentees	532	142	26.7		0	0		77	41		62	59		
91 MAIL BALLOT 91	32	0	0.0		0	0		0	0		0	0		
91 - Absentees	32	24	75.0		7	15		0	0		0	0		
Precinct Totals	4091	1717	42.0		320	547		434	209		383	269		
Absentee Totals	4091	1407	34.4		320	540		257	133		219	178		
Grand Totals	4091	3124	76.4		640	1087		691	342		602	447		

***Grand Totals 23	MEASURE J SO SUTTER REC/PARK DIST TAX															
	Registration	Ballots Cast	Turnout (%)		MEASURE H SOUTH YUBA C REORGANIZATION NO 315 Yes	No		MEASURE I SO SUTTER REC PARK DIST FORMATION Yes	No		MEASURE J SO SUTTER REC PARK DIST SPECIAL TAX Yes	No				
Sutter County	4091	3124	76.4		640	1087		691	342		602	447				
2nd Congressional Distri	4091	3124	76.4		640	1087		691	342		602	447				
4th Senatorial District	4091	3124	76.4		640	1087		691	342		602	447				
2nd Assembly District	4091	3124	76.4		640	1087		691	342		602	447				
Fourth Supervisorial Dis	937	712	76.0		232	410		0	0		0	0				
Fifth Supervisorial Dist	3154	2412	76.5		408	677		691	342		602	447				
Unincorporated Area	4091	3124	76.4		640	1087		691	342		602	447				



***Absentee Totals 23	MEASURE J SO SUTTER REC/PARK DIST TAX															
	Registration	Ballots Cast	Turnout (%)		MEASURE H SOUTH YUBA C REORGANIZATION NO 315 Yes	No		MEASURE I SO SUTTER REC PARK DIST FORMATION Yes	No		MEASURE J SO SUTTER REC PARK DIST SPECIAL TAX Yes	No				
Sutter County	4091	1407	34.4		320	540		257	133		219	178				
2nd Congressional Distri	4091	1407	34.4		320	540		257	133		219	178				
4th Senatorial District	4091	1407	34.4		320	540		257	133		219	178				
2nd Assembly District	4091	1407	34.4		320	540		257	133		219	178				
Fourth Supervisorial Dis	937	364	38.8		127	191		0	0		0	0				
Fifth Supervisorial Dist	3154	1043	33.1		193	349		257	133		219	178				
Unincorporated Area	4091	1407	34.4		320	540		257	133		219	178				



24	MEASURE M ADVISORY ONLY													
	Registration	Ballots Cast	Turnout (%)	MEASURE K SCHOOLS FAC IM DIST BOND 55% Bonds Yes	Bonds No		MEASURE L SUTTER HIGH S BOND 2/3 Bonds Yes	Bonds No						
5 RED CROSS VPCT 5	775	295	38.1	167	96		0	0						
5 - Absentees	775	236	30.5	134	76		0	0						
6 RED CROSS VPCT 6	753	316	42.0	178	122		0	0						
6 - Absentees	753	259	34.4	137	105		0	0						
7 RED CROSS VPCT 7	547	170	31.1	91	57		0	0						
7 - Absentees	547	165	30.2	75	57		0	0						
8 RED CROSS VPCT 8	649	234	36.1	144	67		0	0						
8 - Absentees	649	134	20.6	63	56		0	0						
10 D WAYNE VPCT 10	432	168	38.9	86	62		0	0						
10 - Absentees	432	161	37.3	81	52		0	0						
11 YC FAIR VPCT 11	889	266	29.9	181	50		0	0						
11 - Absentees	889	211	23.7	127	57		0	0						
12 YC FAIR VPCT 12	756	242	32.0	139	69		0	0						
12 - Absentees	756	219	29.0	108	76		0	0						
14 YC FIRE #3 VPCT 14	889	359	40.4	211	112		0	0						
14 - Absentees	889	281	31.6	172	73		0	0						
15 N VALCAL VPCT 15	265	93	35.1	56	28		0	0						
15 - Absentees	265	94	35.5	50	34		0	0						
17 S ESTATES VPCT 17	603	183	30.3	115	37		0	0						
17 - Absentees	603	158	26.2	89	41		0	0						
18 B SCOUTS VPCT 18	830	298	35.9	164	95		0	0						
18 - Absentees	830	250	30.1	136	84		0	0						
19 LIBRARY VPCT 19	746	250	33.5	143	75		0	0						
19 - Absentees	746	214	28.7	114	65		0	0						
20 PARK SCH VPCT 20	600	233	38.8	139	53		0	0						
20 - Absentees	600	162	27.0	75	63		0	0						
21 MUNSON VPCT 21	55	20	36.4	14	3		0	0						
21 - Absentees	55	12	21.8	6	3		0	0						
22 MUNSON VPCT 22	487	224	46.0	119	74		0	0						
22 - Absentees	487	130	26.7	68	49		0	0						
23 E FREE VPCT 23	756	246	32.5	144	63		0	0						
23 - Absentees	756	262	34.7	143	80		0	0						
24 VET CTR VPCT 24	949	356	37.5	189	111		0	0						
24 - Absentees	949	339	35.7	159	138		0	0						
25 VET CTR VPCT 25	566	203	35.9	101	75		0	0						
25 - Absentees	566	222	39.2	123	79		0	0						
26 VET CTR VPCT 26	836	328	39.2	143	142		0	0						
26 - Absentees	836	325	38.9	171	116		0	0						
29 D PRADO VPCT 29	741	267	36.0	123	94		0	0						
29 - Absentees	741	290	39.1	146	98		0	0						
31 METH CHUR VPCT 31	483	179	37.1	83	71		0	0						
31 - Absentees	483	170	35.2	81	68		0	0						
32 METH CHUR VPCT 32	792	346	43.7	174	138		0	0						
32 - Absentees	792	284	35.9	133	124		0	0						
34 YC FIRE #7 VPCT 34	520	217	41.7	112	84		0	0						
34 - Absentees	520	191	36.7	98	76		0	0						
35 VIC EST VPCT 35	797	331	41.5	174	79		0	0						
35 - Absentees	797	0	0.0	0	0		0	0						
36 ST ISIDORE VPCT 36	690	215	31.2	127	61		0	0						
36 - Absentees	690	261	37.8	151	82		0	0						
37 YC FIRE #4 VPCT 37	692	252	36.4	130	84		0	0						
37 - Absentees	692	256	37.0	125	104		0	0						
39 MOOSE VPCT 39	533	191	35.8	95	66		0	0						
39 - Absentees	533	188	35.3	107	61		0	0						
40 MOOSE VPCT 40	891	329	36.9	175	113		0	0						
40 - Absentees	891	310	34.8	143	129		0	0						
44 YC FIRE #3VPCT 44	411	152	37.0	82	54		0	0						
44 - Absentees	411	193	47.0	89	73		0	0						
48 N VAL CAL VPCT 48	178	89	50.0	50	22		0	0						
48 - Absentees	178	35	19.7	17	12		0	0						
49 ORCHID VPCT 49	944	375	39.7	200	153		0	0						
49 - Absentees	944	317	33.6	155	127		0	0						
50 OSW FD VPCT 50	620	271	43.7	156	93		0	0						
50 - Absentees	620	209	33.7	95	101		0	0						
51 REFORM VPCT 51	420	154	36.7	72	80		0	0						
51 - Absentees	420	141	33.6	65	69		0	0						
52 R VALLEY CHUR VPCT 52	555	200	36.0	104	86		0	0						
52 - Absentees	555	206	37.1	88	93		0	0						
53 CALVARY VPCT 53	397	105	26.4	0	0		58	40						


24	MEASURE M ADVISORY ONLY													
	Registration	Ballots Cast	Turnout (%)		MEASURE K SCHOOLS FAC IM DIST BOND 55% Bonds Yes	Bonds No		MEASURE L SUTTER HIGH S BOND 2/3 Bonds Yes	Bonds No					
99 MAIL BALLOT 99	25	0	0.0		0	0		0	0					
99 - Absentees	25	15	60.0		0	0		13	2					
Precinct Totals	29834	10503	35.2		4921	3016		865	531					
Absentee Totals	29834	10589	35.5		4462	3330		1020	622					
Grand Totals	29834	21092	70.7		9383	6346		1885	1153					

A vertical bar chart consisting of 18 segments. The segments alternate between white and light gray, starting with a white segment at the top. The segments are of varying heights, with the top segment being the tallest and the bottom segment being the shortest. The bar is outlined in black.

Segment	Color
1	White
2	Light Gray
3	White
4	Light Gray
5	White
6	Light Gray
7	White
8	Light Gray
9	White
10	Light Gray
11	White
12	Light Gray
13	White
14	Light Gray
15	White
16	Light Gray
17	White
18	Light Gray

***Grand Totals 24	MEASURE M ADVISORY ONLY													
	Registration	Ballots Cast	Turnout (%)		MEASURE K SCHOOLS FAC IM DIST BOND 55% Bonds Yes	Bonds No		MEASURE L SUTTER HIGH S BOND 2/3 Bonds Yes	Bonds No					
Sutter County	29834	21092	70.7		9383	6346		1885	1153					
2nd Congressional Distri	29834	21092	70.7		9383	6346		1885	1153					
4th Senatorial District	29834	21092	70.7		9383	6346		1885	1153					
2nd Assembly District	29834	21092	70.7		9383	6346		1885	1153					
First Supervisorial Dist	3677	2525	68.7		1259	828		105	58					
Second Supervisorial Dis	5785	3617	62.5		2045	1046		0	0					
Third Supervisorial Dist	8285	6226	75.1		2074	1639		1174	692					
Fourth Supervisorial Dis	6477	4544	70.2		1775	1256		593	401					
Fifth Supervisorial Dist	5610	4180	74.5		2230	1577		13	2					
City Of Yuba City	19677	13481	68.5		7156	4556		0	0					
Unincorporated Area	10157	7611	74.9		2227	1790		1885	1153					

***Absentee Totals 24	MEASURE M ADVISORY ONLY														
	Registration	Ballots Cast	Turnout (%)		MEASURE K SCHOOLS FAC IM DIST BOND 55% Bonds Yes	Bonds No		MEASURE L SUTTER HIGH S BOND 2/3 Bonds Yes	Bonds No						
Sutter County	29834	10589	35.5		4462	3330		1020	622						
2nd Congressional Distri	29834	10589	35.5		4462	3330		1020	622						
4th Senatorial District	29834	10589	35.5		4462	3330		1020	622						
2nd Assembly District	29834	10589	35.5		4462	3330		1020	622						
First Supervisorial Dist	3677	1342	36.5		593	424		105	58						
Second Supervisorial Dis	5785	1655	28.6		887	527		0	0						
Third Supervisorial Dist	8285	3130	37.8		1045	838		587	341						
Fourth Supervisorial Dis	6477	2374	36.7		880	718		315	221						
Fifth Supervisorial Dist	5610	2088	37.2		1057	823		13	2						
City Of Yuba City	19677	6429	32.7		3307	2299		0	0						
Unincorporated Area	10157	4160	41.0		1155	1031		1020	622						



A vertical bar chart consisting of 18 segments. The segments alternate between white and light gray, starting with a white segment at the top. The segments are of varying heights, with the top segment being the tallest and the bottom segment being the shortest. The bar is outlined in black.

Segment	Color
1	White
2	Light Gray
3	White
4	Light Gray
5	White
6	Light Gray
7	White
8	Light Gray
9	White
10	Light Gray
11	White
12	Light Gray
13	White
14	Light Gray
15	White
16	Light Gray
17	White
18	Light Gray

A vertical bar chart consisting of 18 segments. The top segment is white, followed by a gray segment, and then the remaining 16 segments alternate between white and gray in a repeating pattern (white, gray, white, gray, etc.).

Segment	Color
1	White
2	Gray
3	White
4	Gray
5	White
6	Gray
7	White
8	Gray
9	White
10	Gray
11	White
12	Gray
13	White
14	Gray
15	White
16	Gray
17	White
18	Gray

A vertical bar chart consisting of 18 segments. The segments alternate between white and light gray, starting with a white segment at the top and ending with a light gray segment at the bottom. The segments are of varying heights, with the top segment being the tallest and the bottom segment being the shortest.

Segment	Color
1	White
2	Light Gray
3	White
4	Light Gray
5	White
6	Light Gray
7	White
8	Light Gray
9	White
10	Light Gray
11	White
12	Light Gray
13	White
14	Light Gray
15	White
16	Light Gray
17	White
18	Light Gray

***Grand Totals 25	MEASURE M ADVISORY ONLY														
	Registration	Ballots Cast	Turnout (%)		MEASURE M ADVISORY ONLY Yes	No									
Sutter County	42392	30548	72.1		16397	11357									
2nd Congressional Distri	42392	30548	72.1		16397	11357									
4th Senatorial District	42392	30548	72.1		16397	11357									
2nd Assembly District	42392	30548	72.1		16397	11357									
First Supervisorial Dist	7460	5275	70.7		2912	1920									
Second Supervisorial Dis	5795	3625	62.6		2022	1201									
Third Supervisorial Dist	10210	7829	76.7		4091	3034									
Fourth Supervisorial Dis	9413	6653	70.7		3641	2372									
Fifth Supervisorial Dist	9514	7166	75.3		3731	2830									
City Of Yuba City	26839	18994	70.8		10647	6376									
City Of Live Oak	2352	1622	69.0		946	539									
Unincorporated Area	13201	9932	75.2		4804	4442									

***Absentee Totals 25	MEASURE M ADVISORY ONLY														
	Registration	Ballots Cast	Turnout (%)		MEASURE M ADVISORY ONLY Yes	No									
Sutter County	42392	14981	35.3		8092	5505									
2nd Congressional Distri	42392	14981	35.3		8092	5505									
4th Senatorial District	42392	14981	35.3		8092	5505									
2nd Assembly District	42392	14981	35.3		8092	5505									
First Supervisorial Dist	7460	2574	34.5		1438	908									
Second Supervisorial Dis	5795	1662	28.7		906	561									
Third Supervisorial Dist	10210	3955	38.7		2078	1507									
Fourth Supervisorial Dis	9413	3464	36.8		1923	1236									
Fifth Supervisorial Dist	9514	3326	35.0		1747	1293									
City Of Yuba City	26839	9071	33.8		5132	3017									
City Of Live Oak	2352	568	24.1		327	180									
Unincorporated Area	13201	5342	40.5		2633	2308									
